

# Texas Bond Review Board



## 2012 Annual Report

Fiscal Year Ended August 31, 2012



# **Texas Bond Review Board Annual Report 2012**

## **Fiscal Year Ended August 31, 2012**

Rick Perry, Governor  
Chairman

David Dewhurst, Lieutenant Governor

Joe Straus, Speaker of the House of Representatives

Susan Combs, Comptroller of Public Accounts

Robert C. Kline  
Executive Director

**December 2012**



## **Overview**

### *Background*

The Texas Bond Review Board (BRB) is responsible for the approval of all state debt issues (excluding Permanent University Fund debt, Tax and Revenue Anticipation Notes and self-supporting debt issued by institutions of higher education with an unenhanced rating of AA- or higher) and lease purchase obligations with an initial principal amount of greater than \$250,000 or a term of longer than five years. The BRB is also responsible for the collection, analysis and reporting of information on the state debt as well as the debt of local political subdivisions in Texas. In addition, the BRB is charged with the responsibility of administering the state's Private Activity Bond Allocation Program. This report discusses the activities undertaken by the Board and related events of the past fiscal year.

As of August 2012 Texas' general obligation (GO) debt was split-rated at Aaa/AA+/AAA by the three major credit rating agencies, Moody's Investors Service (Moody's), Standard & Poor's (S&P) and Fitch Ratings (Fitch), respectively. The S&P rating is one step below AAA.

On August 5, 2011 S&P downgraded its long-term debt rating for the United States from AAA to AA+ with a negative outlook. Although Moody's and Fitch affirmed their AAA ratings for the U.S. debt, Moody's lowered its outlook to "negative" and Fitch maintained its outlook as "stable". The U.S. credit rating downgrade is not expected to impact debt issuance costs in Texas.

Texas ended fiscal 2012 with a total consolidated General Revenue Fund cash balance of \$2.00 billion, a 24.3 percent decrease from the fiscal 2011 year-end closing balance of \$2.64 billion.

Not self-supporting debt ratios for Texas rank well below those of other states, including comparisons with the ten most populous states and those rated AAA by the three major rating agencies. (Not self-supporting debt receives annual legislative appropriations from state general revenue for debt-service payments.) The most recent U.S. Census Bureau data for state and local debt outstanding show that for calendar 2009-10, Texas was the nation's 2<sup>nd</sup> most populous state and ranked 2<sup>nd</sup> among the ten most populous states in terms of Local Debt Per Capita but 9<sup>th</sup> in State Debt Per Capita and 4<sup>th</sup> in Total State and Local Debt Per Capita.

### *Constitutional Debt Limit*

As of August 31, 2012 Texas' constitutional debt limit (CDL) remained below the maximum of 5 percent with 1.34 percent calculated for debt outstanding and 3.48 percent calculated after including authorized but unissued debt. These figures represent percentage decreases of 0.7 and 5.9, respectively from the 1.35 percent for debt outstanding and 3.70 percent including authorized but unissued debt calculated for fiscal 2011. The decrease debt was mainly due to an increase of unrestricted general revenue available to pay debt service for fiscal 2012.

## **State and Local Financings in FY 2012**

### *State Debt*

For the fiscal year ending August 31, 2012 Texas' total state debt outstanding increased by 1.2 percent to \$40.99 billion compared to \$40.50 billion at fiscal year-end 2011.

Approximately \$2.78 billion in new-money and refunding bonds were issued by state agencies and institutions of higher education in fiscal 2012 compared to \$5.41 billion in fiscal 2011, a decrease of 48.5 percent. In addition, approximately \$854.2 million in commercial paper and variable-rate notes were issued in fiscal 2012 compared to approximately \$635.0 million issued in fiscal 2011, an increase of 34.5 percent. Continued lower interest rates resulted in the issuance of nearly \$417.8 million in refundings of state debt in fiscal 2012 compared to \$785.3 billion in refundings completed in fiscal 2011.

For fiscal year 2013 state debt issuance is expected to increase by 44.7 percent to approximately \$12.50 billion as compared to fiscal 2012. The largest issuances are projected at \$7.20 billion for the Texas Transportation Commission, \$2.80 billion for The University of Texas System, and \$1.30 billion for The Texas A&M University System.

#### *Local Debt*

For the fiscal year ending August 31, 2011, Texas' total local government debt outstanding increased by 4.9 percent to \$192.74 billion compared to \$183.79 billion outstanding at fiscal year-end 2010. (Local government debt outstanding totals for fiscal 2012 are not yet available.)

Local government debt issuance in Texas reached \$24.74 billion in fiscal 2011, a 7.8 percent increase from the \$22.96 billion issued in fiscal 2010. Approximately \$14.82 billion of the total for fiscal 2011 was issued for new-money purposes, and \$9.92 billion was issued to refund prior outstanding debt. Tax-supported debt issuances decreased by 6.5 percent to \$14.68 billion, and revenue debt issuances increased by 38.6 percent to \$10.06 billion.

#### **Issuance Costs**

Excluding issuances of conduit, private placement and remarketing debt, during fiscal 2012 the weighted average of issuance cost for state bond issuers was \$6.58 per \$1,000 compared to \$5.74 per \$1000 for fiscal 2011.

#### **Private Activity Bond Allocation Program and Other Bonding Authority**

The calendar-year 2012 Private Activity Bond Allocation Program experienced a 2.1 percent increase in volume cap to finance "private activities" such as single-family mortgages, multifamily housing, pollution control facilities and student loans. The 2012 volume cap was set at \$2,439,094,695, an increase of \$50.3 million from the 2011 cap of \$2,388,828,295.

Issuer demand during the 2012 Program Year increased compared to the 2011 Program Year. Approximately 17.9 percent of the available 2012 volume cap had been requested before the August 15<sup>th</sup> collapse compared to 34.5 percent for 2011. After the 2012 collapse, the BRB received \$2.04 billion in requests, 34.1 percent higher than the \$1.52 billion requested in 2011. Applications received for Program Year 2012 including carryforward requests, totaled \$2.93 billion or 54.4 percent of the total available allocation of \$5.39 billion. This is an increase of 24.7 percent from the \$2.35 billion of the available allocation requested in 2011. As of November 15, 2012 all requests for reservations had been granted.

In October 2008 the Heartland Disaster Tax Relief Act (HDTRA) of 2008 provided Texas with \$1.86 billion in tax-exempt bonding authority for the Hurricane Ike disaster area which

includes 34 counties along the Texas coast. On December 7, 2009 Governor Perry issued proclamation 41-3232 providing for administration of the qualified Hurricane Ike disaster area bond program and naming priorities for the designation of such bonds.

As of December 1, 2012, the Governor had allocated \$1.49 billion in Hurricane Ike Authority and \$375.6 million in Hurricane Ike Authority remains unissued. Hurricane Ike bonding authority expires on January 1, 2013.

In February 2009 the American Recovery and Reinvestment Act (ARRA) of 2009 created four new types of bonding authority and expanded authority under three existing programs. Under ARRA, four state issuers had a total of \$5.48 billion in Build America Bonds outstanding. The program expired at the end of calendar 2010.

### **82<sup>nd</sup> Legislature – Regular Session and 1<sup>st</sup> Called Special Session**

The 82<sup>nd</sup> Legislature appropriated debt service for the 2012-13 biennium for the Texas Transportation Commission to issue \$4 billion in debt, for the Cancer Prevention and Research Institute of Texas to issue \$600 million in debt and for the Texas Public Finance Authority to issue \$182.4 million in debt for various state agencies.

In November 2011 voters approved Proposition 2 that allows the Texas Water Development Board (TWDB) to issue debt for the Development Fund II in an amount not to exceed \$6 billion outstanding at any time. In addition, voters approved Proposition 3 that allows the Texas Higher Education Coordinating Board to issue general obligation bonds to finance educational loans to students with a maximum amount outstanding not to exceed the aggregate amount of previously authorized constitutional authority of \$1.86 billion, and increases the maximum amount of bonds issued per fiscal year from \$125 million to \$350 million. These programs are currently self-supporting and have never required a draw on general revenues unless it was specifically appropriated for certain TWDB programs.

The 82<sup>nd</sup> Legislature 1<sup>st</sup> Called Special Session enacted Senate Bill 5 that exempts from BRB approval issuances of self-supporting debt by higher education institutions with an unenhanced bond rating of AA- or higher.

### **Additional Detail**

This report concludes with seven appendices. Appendix A provides a detailed description of each state bond transaction closed in fiscal 2012. Appendix B reports on commercial paper and variable-rate debt programs used by state agencies and universities. Appendix C provides a background discussion of Texas Swap Programs and reports on the state's swaps outstanding and debt-service requirements. While not a debt of the state, the aggregate notional amount of interest rate swaps outstanding at the state level was \$4.76 billion at fiscal year-end 2012. Appendix D provides an overview of the costs of issuance and underwriting spread. Appendix E provides a brief description of each of the state's bond issuing entities. Appendix F provides a brief overview of the Private Activity Bond Program. Appendix G provides a glossary of terms.



## Contents

Chapter 1:	Texas Debt in Perspective.....	1
Chapter 2:	State Debt Issued in FY 2012 and Debt Outstanding .....	21
Chapter 3:	State Bond Issuance Costs .....	34
Chapter 4:	Texas Private Activity Bond Allocation Program and Other Bonding Authority.....	41
Appendix A:	Summary of Bonds Issued .....	47
Appendix B:	State Commercial Paper and Variable-Rate Note Programs .....	77
Appendix C:	State Issuers' Use of Swaps .....	81
Appendix D:	Debt Issuance Costs .....	89
Appendix E:	Texas State Debt Programs .....	91
Appendix F:	The Private Activity Bond Program .....	108
Appendix G:	Glossary .....	109



## Figures

Figure 1.1:	Ending Cash Balance in Texas' Consolidated General Revenue Fund.....	1
Figure 1.2:	Local Debt as a Percentage of Total State and Local Debt for Texas and the U.S.....	9
Figure 1.3:	Annual Not Self-Supporting Debt Service as a Percentage of Unrestricted General Revenue .....	10
Figure 1.4:	Unrestricted General Revenue .....	10
Figure 1.5:	Nationwide Local Government Debt Issuance.....	13
Figure 1.6:	Texas Local Government Debt Issuance .....	14
Figure 1.7:	Total Local Debt Per Capita.....	15
Figure 1.8:	Texas Local Government Local Debt Per Capita as a Percentage of Personal Income Per Capita .....	16
Figure 1.9:	Texas Local Government Debt Outstanding.....	18
Figure 2.1:	Texas New Money and Refunding Bond Issues 1998 – 2012.....	21
Figure 2.2:	State of Texas Debt Outstanding.....	24
Figure 2.3:	Texas State Debt Outstanding Backed by General Revenue (Not Self-Supporting).....	26
Figure 2.4:	Annual Debt Service Scheduled to be Paid from General Revenue.....	28
Figure 3.1:	Gross Underwriting Spreads: 2003 – 2012 Texas State Bond Issues vs. All Municipal Bond Issues.....	35
Figure 3.2:	Gross Underwriting Spreads: 2008 – 2012 Negotiated vs. Competitive Municipal Issues .....	36
Figure 3.3:	Costs of Issuance: FY 2008 - 2012 .....	36
Figure 3.4:	Bond Counsel Fee: 2007 - 2012 .....	37
Figure 3.5:	Financial Advisor Fee: 2007 - 2012 .....	37
Figure 3.6:	Underwriters' Spread Excluding Counsel: 2007 - 2012.....	38

Figure 3.7:	Rating Agency Fee: 2007 - 2012.....	38
Figure 3.8:	Underwriters' Spread: Takedown 2007 - 2012.....	39
Figure 3.9:	Underwriters' Spread: Spread Expenses 2007 - 2012 .....	39
Figure 3.10:	Underwriters' Counsel: 2007 - 2012 .....	40
Figure 4.1:	State of Texas Private Activity Bond Allocation Program Current Year vs. Carryforward Allocated .....	44

## Tables

Table 1.1:	Statement of Cash Condition – Consolidated General Revenue Fund .....	2
Table 1.2:	State Bond Ratings.....	5
Table 1.3:	Changes in State Bond Ratings .....	6
Table 1.4:	Selected Tax-Supported Debt Measures by State.....	7
Table 1.5:	Selected Debt Measures for Texas and States Rated AAA.....	8
Table 1.6:	Total State and Local Debt Outstanding: Ten Most Populous States .....	8
Table 1.7:	Texas Local Government – Debt Outstanding.....	17
Table 1.8:	Texas Local Government – Debt Outstanding by Fiscal Year .....	19
Table 1.9:	Top Local Government Issuers with Debt Outstanding.....	20
Table 2.1:	Texas Bonds Issued During Fiscal 2012 – Summarized by Issuer .....	22
Table 2.2:	Texas State Debt Issues Expected During Fiscal 2013 .....	23
Table 2.3:	State of Texas Debt Outstanding .....	25
Table 2.4:	Debt-Service Requirements of Texas State Debt by Fiscal Year.....	27
Table 2.5:	Texas College and University Revenue Debt Outstanding.....	29
Table 2.6:	Debt-Service Requirements of Texas College and University Revenue Debt by Fiscal Year.....	30
Table 2.7:	Texas Debt Authorized but Unissued.....	31
Table 3.1:	Weighted Average Issuance Costs for Texas Bond Issues .....	34
Table 4.1:	State of Texas PAB – 2012 Available Volume Cap vs. Allocation Amounts .....	41
Table 4.2:	State of Texas PAB – 2012 Requested Volume Cap .....	42
Table 4.3:	State of Texas PAB – 2007 to 2012 Issued Allocation.....	43
Table A1:	Bonds Issued in FY 2012 by Issuer.....	47

Table B1:	Texas Commercial Paper and Variable-Rate Note Programs.....	78
Table C1:	Notional Amounts – Interest Rate Swaps.....	84
Table C2:	Texas Interest Rate Swaps as of August 31, 2012 (Unaudited) .....	85
Table C3:	Estimated Debt-Service Requirements of Variable-Rate Debt Outstanding and Net Interest Rate Swap Payments [Excludes Pay-Variable, Receive- Variable (Basis) Swaps].....	87
Table C4:	Estimated Debt-Service Requirements of Fixed-Rate and Variable-Rate Debt Outstanding and Net Interest Rate Swap Payments [Pay-Variable, Receive-Variable (Basis) Swaps Only].....	88

### **Cautionary Statements**

Chapter 1231 of the Texas Government Code directs issuers of state securities to report their securities transactions to the Bond Review Board (BRB). Chapter 1231 also requires the BRB to report the data to the governor, lieutenant governor, the speaker of the house, and each member of the legislature in an annual report within 90 days of the end of each state fiscal year. This report is intended to satisfy these Chapter 1231 duties.

The data in this report and on the BRB's website is compiled from information reported to the BRB from various sources and has not been independently verified. The reported debt and defeasance data of state agencies may vary from actual debt outstanding, and the variance for a specific issuer could be substantial.

State debt data compiled does not include all installment purchase obligations, but certain lease-purchase obligations are included. In addition, SECO LoanSTAR Revolving Loan Program and certain other revolving loan program debt and privately-placed loans are not included. Outstanding debt excludes debt for which sufficient funds have been escrowed to retire the debt either from proceeds of refunding debt or from other sources.

Future debt issuance is based on estimates supplied by each issuing agency. Future debt service on variable-rate, commercial paper, and other short-term and demand debt is estimated on the basis of interest rate and refinancing assumptions described in the report. Actual future data could be affected by changes in legislative and oversight direction, agency financing decisions, prevailing interest rates, market conditions, and other factors that cannot be predicted. Consequently, actual future data could differ from the estimates, and the difference could be substantial. The BRB assumes no obligation to update any such estimate of future data.

Historical data and trends presented are not intended to predict future events or continuing trends, and no representation is made that past experience will continue in the future.

This report refers to credit ratings. An explanation of the significance of the ratings may be obtained from the rating agencies furnishing the ratings. Ratings reflect only the respective views of each rating agency. In reporting ratings herein, the BRB does not intend to endorse the ratings or make any recommendation to buy, sell or hold securities.

This report is intended to meet chapter 1231 requirements and inform the state leadership and the Legislature. This report is not intended to inform investors in making a decision to buy, hold, or sell any securities, nor may it be relied upon as such. Data is provided as of the date indicated and may not reflect debt, debt service, population or other data as of any subsequent date. This data may have changed from the date as of which it is provided. For more detailed or more current information, see the issuers' web sites or their filings at Electronic Municipal Market Access (EMMA®). The BRB does not control or make any representation regarding the accuracy, completeness or currency of any such site, and no referenced site is incorporated herein by that reference or otherwise.

## Chapter 1

### Texas Debt in Perspective

*As of August 2012 Texas' general obligation (GO) debt is split-rated at Aaa/AA+/AAA by the three major credit rating agencies, Moody's Investors Service (Moody's), Standard & Poor's (S&P) and Fitch Ratings (Fitch), respectively. The S&P rating is one step below AAA. All three rating agencies maintain their outlook as "stable". Table 1.2 provides a tier-ranking of each state relative to the states rated AAA by all three rating agencies.*

*On August 5, 2011 S&P downgraded its long-term debt rating for the United States from AAA to AA+ with a negative outlook. Although Moody's and Fitch affirmed their AAA ratings for the U.S. debt, Moody's and Fitch lowered their outlook to "negative" on August 2, 2011 and November 28, 2011, respectively. Texas' GO borrowing costs have not been significantly impacted by the U.S. credit-rating downgrades.*

*According to Moody's 2012 State Debt Medians, Texas ranked 39<sup>th</sup> among all states in net tax-supported debt per capita, unchanged from the prior year, and Texas had \$588 in net tax-supported debt per capita compared to the national median and mean of \$1,117 and \$1,408, respectively.*

## STATE DEBT

### Texas' Financial Position

Texas ended fiscal 2012 with a total consolidated General Revenue Fund cash balance of \$2.00 billion (Figure 1.1), a 24.3 percent decrease from the fiscal 2011 year-end closing balance of \$2.64 billion.

Total Tax Collections received increased by 12.9 percent to \$41.34 billion. Total Net Revenues and Other Sources increased by 0.4 percent to \$119.55 billion, and Total Expenditures and Other Uses increased by 1.6 percent to \$120.19 billion (Table 1.1).

The Sales Tax remains the state's primary source of revenue and accounted for 58.4 percent of Total Tax Collections during fiscal 2012. Sales Tax revenues increased 12.6 percent from the prior fiscal year to \$24.15 billion. In addition, during fiscal 2012 the state's Oil Production Tax and Natural Gas Production Tax increased by 42.8 percent and 38.3 percent, respectively to \$2.10 billion and \$1.53 billion, respectively.

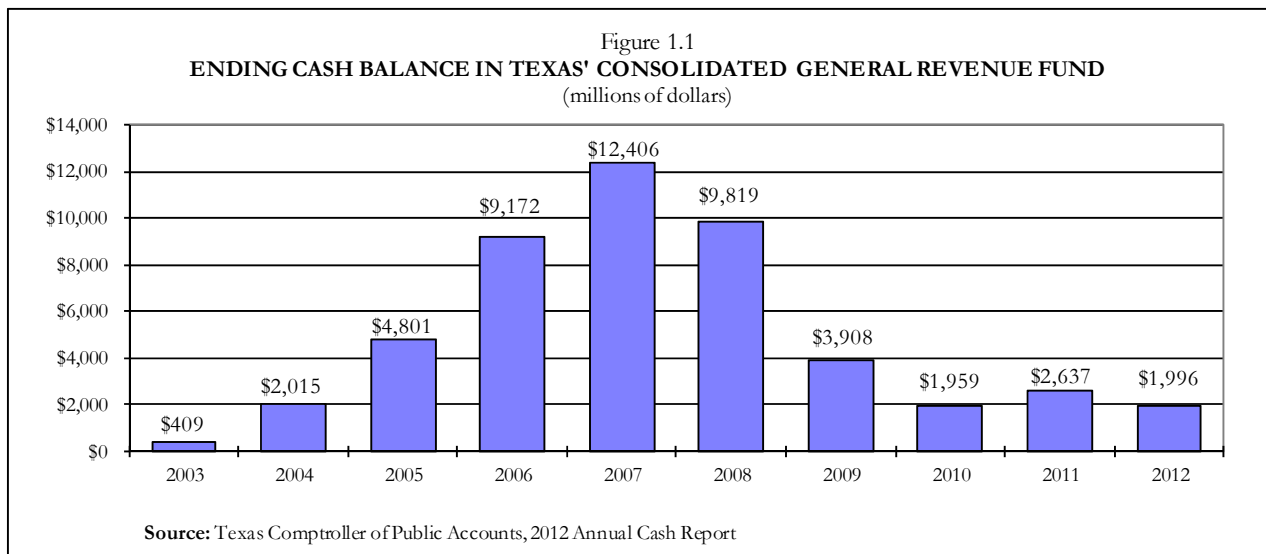


Table 1.1 STATEMENT OF CASH CONDITION CONSOLIDATED GENERAL REVENUE FUND (amounts in thousands)			
	Fiscal 2011	Fiscal 2012	% Change
<b>Revenues and Beginning Balance</b>			
Beginning Balance, September 1	\$1,959,202	\$2,637,343	34.6%
<b>Tax Collections</b>			
<b>General Revenue Fund</b>			
Sales Tax	21,437,951	24,149,441	12.6%
Oil Production Tax	1,472,847	2,103,268	42.8%
Natural Gas Production Tax	1,109,718	1,534,630	38.3%
Motor Fuels Taxes	3,104,200	3,169,240	2.1%
Cigarette and Tobacco Taxes	620,271	600,773	-3.1%
Motor Vehicle Sale/Rental, Mfg. Housing Sale	2,964,141	3,543,562	19.5%
Franchise Tax	2,677,267	2,707,761	1.1%
Alcoholic Beverages Taxes	862,032	929,700	7.8%
Insurance Taxes	1,349,642	1,496,251	10.9%
Inheritance Tax	1,807	-483	-126.7%
Hotel and Motel Tax	348,796	401,411	15.1%
Utilities Taxes	457,722	450,907	-1.5%
Other Taxes	201,144	250,889	24.7%
<b>Total Tax Collections</b>	<b>\$36,607,538</b>	<b>\$41,337,350</b>	<b>12.9%</b>
Federal Income	29,204,935	28,266,640	-3.2%
Interest & Investment Income	74,819	19,878	-73.4%
Licenses, Fees, Permits, Fines, & Penalties	5,693,805	5,663,242	-0.5%
Contributions to Employee Benefits	158	126	-20.3%
Sales of Goods and Services	152,122	159,978	5.2%
Land Income	23,691	41,028	73.2%
Settlements of Claims	586,835	558,113	-4.9%
Net Lottery Proceeds	1,675,476	1,830,916	9.3%
Other Revenue Sources	3,511,663	4,160,635	18.5%
Interfund Transfers / Investment Transactions	41,488,178	37,514,560	-9.6%
<b>Total Net Revenue and Other Sources</b>	<b>\$119,019,220</b>	<b>\$119,552,466</b>	<b>0.4%</b>
<b>Expenditures and Ending Balance</b>			
General Government	3,211,236	2,611,651	-18.7%
Health and Human Services	37,902,889	38,005,055	0.3%
Public Safety and Correction	4,078,917	3,752,373	-8.0%
Education	28,809,869	30,547,884	6.0%
Employee Benefits	3,025,234	2,922,006	-3.4%
Lottery Winnings Paid	541,356	619,034	14.3%
Other Expenditures*	2,008,695	2,409,653	20.0%
Interfund Transfers / Investment Transactions	38,762,897	39,326,977	1.5%
<b>Total Expenditures and Other Uses</b>	<b>\$118,341,093</b>	<b>\$120,194,633</b>	<b>1.6%</b>
<b>Net Increase to Petty Cash Accounts</b>	<b>13</b>	<b>512</b>	<b>3838.5%</b>
<b>Ending Balance, August 31</b>	<b>\$2,637,342</b>	<b>\$1,995,688</b>	<b>-24.3%</b>
<b>Source:</b> Texas Comptroller of Public Accounts, 2012 Cash Report, Tables 1 & 11 * Includes Transportation, Natural Resources/Recreational Services, Regulatory Agencies, Payment of Interest and Capital Outlays Totals may not sum due to rounding			

## **82<sup>nd</sup> Legislature – Regular Session and 1<sup>st</sup> Called Special Session**

The 82<sup>nd</sup> Legislature appropriated debt service for the 2012-13 biennium for the Texas Transportation Commission (TTC) to issue \$4 billion in debt, for the Cancer Prevention and Research Institute of Texas (CPRIT) to issue \$600 million in debt and for the Texas Public Finance Authority (TPFA) to issue \$182.4 million in debt for various state agencies.

In November 2011 voters approved Proposition 2 that allows the Texas Water Development Board (TWDB) to issue debt for its Development Fund II in an amount not to exceed \$6 billion outstanding at any time. In addition, voters approved Proposition 3 that allows the Texas Higher Education Coordinating Board (THECB) to issue GO bonds to finance educational loans to students with a maximum amount outstanding not to exceed the aggregate amount of previously authorized constitutional authority of \$1.86 billion, and increases the maximum amount of bonds issued per fiscal year from \$125 million to \$350 million. These programs are currently self-supporting and have never required a draw on state general revenues unless it was specifically appropriated for certain TWDB programs.

The 82<sup>nd</sup> Legislature 1<sup>st</sup> Called Special Session enacted Senate Bill (SB) 5 that exempts from BRB approval issuances by higher education institutions that have an unenhanced bond rating of AA- or higher and do not pledge the general revenue of the state. At August 31, 2012 issuances for three higher education institutions, Texas Southern University, Stephen F. Austin State University and Texas State Technical College System require BRB approval.

## **81<sup>st</sup> Legislature - Regular Session and 1<sup>st</sup> Called Special Session**

The 81<sup>st</sup> Legislature appropriated debt service for the 2010-11 biennium to CPRIT to issue

\$450 million in GO debt under the \$3 billion in authority approved by voters in 2007.

House Bill (HB) 4409 authorized the issuance of three different classes of public securities totaling \$2.5 billion to fund excess losses incurred by the Texas Windstorm Insurance Agency. SB 2064 modified the Private Activity Bond (PAB) Program and increased the responsibilities of the BRB (*See Chapter 4 for a discussion of changes to the PAB Program*).

HB 1 of the 1<sup>st</sup> Called Special Session of the 81<sup>st</sup> Legislature appropriated to TTC for the 2010-11 biennium \$2 billion of the \$5 billion in GO bonds approved by voters in 2007 to fund highway improvement projects. No bonds were issued under this appropriation during fiscal 2010, but in September 2010, TTC issued \$977.8 million in GO bonds of which \$815.4 million was issued as Build America Bonds.

## **80<sup>th</sup> Legislature - Regular Session**

The 80<sup>th</sup> Legislature authorized more than \$9.75 billion in additional GO debt that was approved by voters in 2007. These include: Senate Joint Resolution (SJR 64) to finance \$5 billion for transportation projects; House Joint Resolution (HJR) 90 to finance \$3 billion for cancer research; SJR 65 to finance \$1 billion for capital projects for certain state agencies; SJR 57 to finance \$500 million for student loans and SJR 20 to finance \$250 million for water projects.

With the passage of SB 1332 the 80<sup>th</sup> Legislature passed legislation modifying the BRB statutes to require issuers to submit Requests for Proposals to provide services, final proposals for those services and executed contracts upon request. The BRB has requested that all state issuers provide this information. The legislation also added a definition of derivative agreements and required the BRB to develop a state policy for such agreements. The definition of a state security was expanded to include certain

obligations issued under the Texas Education Code, Chapter 53. Under SB 1332 the BRB, in conjunction with the Legislative Budget Board is annually required to submit a Debt Affordability Study to state leadership.

Under SB 968 the 80<sup>th</sup> Legislature expanded and clarified the definition of derivative agreements in the Texas Government Code, Chapter 1371 and requires issuers to have appropriate policies and oversight over derivatives unless they are considered experienced as defined within the statute. SB 792 expanded the authority for State Highway Fund Bonds from \$3 billion to \$6 billion.

### **Additional Bonding Authority**

In October 2008 the Heartland Disaster Tax Relief Act of 2008 created \$1.86 billion in tax-exempt bonding authority for the Hurricane Ike disaster area which includes 34 counties along the Texas coast. The Hurricane Ike Authority expires on January 1, 2013. *(See Chapter 4 for the status of Hurricane Ike bonding authority.)*

In February 2009 the American Recovery and Reinvestment Act of 2009 (ARRA) created new types of bonding authority and expanded authority under existing programs. All of these programs have expired except for the Qualified Energy Conservation Bond Program which has no expiration date.

### **Recent Credit Rating Agency Reports on Texas' General Obligation Debt**

*S&P's* outlook for the state's rating remains stable. In its September 2012 report, "State Review: Texas," S&P stated that "The state's economy is large and steadily diversifying and continues to perform better than the nation in terms of both economic activity and employment. Furthermore, we expect that Texas' economy will continue to outperform the nation's given its continued population growth and relatively low cost of doing business, which we expect will contribute to gradual employment gains through the

remainder of 2012 and into 2013, particularly in the health, education and services sectors. Factors that limit the rating to the current level include our opinion of the state's ongoing budgetary pressures, which are primarily related to the growing proportion of school revenues Texas is required to fund, as well as insufficient new sources of recurring dedicated tax revenues to support the increased funding; and the increasing spending pressure from public assistance payments, including Medicaid." S&P's latest action on Texas' GO rating was an upgrade from AA to AA+ in August 2009.

*Moody's* outlook for Texas' rating remains stable. In its May 2012 report, "Rating Action: Moody's Assigns Aaa/VMIG 1 Rating to \$75 Million of Texas General Obligation Bonds Issued Through The Veterans' Land Board," Moody's stated that "The long-term rating reflects the strong fundamentals of the Texas economy and the expectation that it will continue to perform more strongly than the nation; a notably large rainy day fund even after the state has used a portion of it to help balance the current biennium but that still provides a healthy budgetary cushion; and low debt levels. Those strengths are offset by a weakened GAAP-basis available fund balances and structural budget imbalance that, while reduced based on the fiscal 2012-2013 enacted budget, will continue to pressure the state's finances as it seeks to maintain education and property tax relief spending amid high population growth." Moody's latest action on Texas' GO rating was to affirm its stable outlook in May 2012.

*Fitch's* outlook for Texas' rating is also stable. In its August 2012 report, "Fitch Rates Texas Water Development Board's \$250MM State GOs AAA" Fitch stated that "The state's long-term AAA GO rating reflects its low debt burden, conservative financial operations and a growth-oriented economy that continues to outpace national averages. Financial pressures arise from the demand

Table 1 2				
STATE BOND RATINGS as of August 2012				
States With a General Obligation Rating				
<u>Steps from</u> <u>AAA Ranking</u>	<u>State</u>	<u>Moody's</u> <u>Investors</u> <u>Service</u>	<u>Standard</u> <u>&amp;</u> <u>Poor's</u>	<u>Fitch</u> <u>Ratings</u>
-	Delaware	Aaa	AAA	AAA
-	Georgia	Aaa	AAA	AAA
-	Maryland	Aaa	AAA	AAA
-	Missouri	Aaa	AAA	AAA
-	North Carolina	Aaa	AAA	AAA
-	Utah	Aaa	AAA	AAA
-	Virginia	Aaa	AAA	AAA
1	Alaska	Aaa	AAA	AA+
1	Florida	Aa1	AAA	AAA
1	New Mexico	Aaa	AA+	**
1	South Carolina	Aaa	AA+	AAA
1	Tennessee	Aaa	AA+	AAA
<b>1</b>	<b>TEXAS</b>	<b>Aaa</b>	<b>AA+</b>	<b>AAA</b>
1	Vermont	Aaa	AA+	AAA
3	Arkansas	Aa1	AA	**
3	Massachusetts	Aa1	AA+	AA+
3	Minnesota	Aa1	AA+	AA+
3	Ohio	Aa1	AA+	AA+
3	Oregon	Aa1	AA+	AA+
3	Washington	Aa1	AA+	AA+
4	Alabama	Aa1	AA	AA+
4	Montana	Aa1	AA	AA+
4	New Hampshire	Aa1	AA	AA+
4	Oklahoma	Aa2	AA+	AA+
4	Pennsylvania	Aa1	AA	AA+
4	West Virginia	Aa1	AA	AA+
5	Maine	Aa2	AA	AA+
5	Mississippi	Aa2	AA	AA+
5	Nevada	Aa2	AA	AA+
6	Hawaii	Aa2	AA	AA
6	Louisiana	Aa2	AA	AA
6	New York	Aa2	AA	AA
6	Rhode Island	Aa2	AA	AA
6	Wisconsin	Aa2	AA	AA
7	Connecticut	Aa3	AA	AA
8	Michigan	Aa2	AA-	AA-
9	New Jersey	Aa3	AA-	AA-
15	Illinois	A2	A	A
16	California	A1	A-	A-
States With Only An Issuer Credit Rating				
*	Arizona	Aa3	AA-	**
*	Colorado	Aa1	AA	**
*	Idaho	Aa1	AA+	AA (Lease)
*	Indiana	Aaa	AAA	AA+ (Lease)
*	Iowa	Aaa	AAA	AAA (Implied GO)
*	Kansas	Aa1	AA+	AA (Lease)
*	Kentucky	Aa2	AA-	AA- (Lease)
*	Nebraska	**	AAA	**
*	North Dakota	Aa1	AA+	**
*	South Dakota	**	AA+	AA (Lease)
*	Wyoming	**	AAA	**
* Issuer Credit Rating. No GO debt outstanding.				
** Not rated				
Source: Moody's Investors Service, Standard & Poor's, and Fitch Ratings.				

that rapid growth places on the state's consumption-based tax system, including longer term transportation needs and the state's commitment to education." Fitch's latest action on Texas' GO rating was to affirm its stable outlook in July 2011.

### Factors Affecting the Rating of Texas' General Obligation Debt

Credit rating agencies consider four primary factors when rating a state's debt: economy, finances, debt and management. Within economic factors, the agencies review the state's income, employment, economic diversity and demographics. Financial factors considered are the state's revenues, cost structure, balance sheet health and liquidity. Debt factors reviewed include debt ratios and debt security and structure. Management, a major factor for the rating agencies includes: budget development and management practices; constitutional constraints, initiatives and referenda; executive branch controls; mandates to maintain a balanced budget; rainy day funds; and political polarization.

The sometimes overlapping conclusions reached by all three rating agencies reflect their collective judgment that several challenges may arise if Texas is faced with a low revenue environment. Among the most prominent and commonly cited of these problems are: (1) the state's heavy dependence on the sales tax without support from a state income tax; (2) unresolved issues related to funding for public schools and assistance programs such as Medicaid; and (3) the state's continued rapid population growth that will necessitate budget increases for operating costs as well as increases in capital expenditures for growing infrastructure needs.

### Changes in State Bond Ratings

During fiscal 2012, Alaska was the only state to receive a rating upgrade; S&P upgraded the state to AAA. Two states received ratings downgrades: Connecticut was downgraded by

Moody's to Aa3, and Illinois was downgraded by both Moody's and Standard & Poor's to A2 and A, respectively. (*Table 1.3*).

Table 1.3 CHANGES IN STATE BOND RATINGS September 2011 to August 2012			
State	Moody's	Standard & Poor's	Fitch
<b>Upgrades</b>			
Alaska	-	AA+ to AAA	-
<b>Downgrades</b>			
Connecticut	Aa2 to Aa3	-	-
Illinois	A1 to A2	A+ to A	-
Sources: Moody's Investors Service, Standard & Poor's, and Fitch Ratings.			

### Texas' Debt Ratios Compared to AAA-Rated and Other States

According to Moody's 2012 State Debt Medians, Texas ranked 39<sup>th</sup> among all states in net tax-supported debt per capita, unchanged from the prior year, and Texas had \$588 in net tax-supported debt per capita compared to the national median and mean of \$1,117 and \$1,408, respectively (*Table 1.4*). Texas net tax-supported debt per capita ranked lower than that of the seven states rated AAA (*Table 1.5*). By comparison, AAA-rated Delaware had the highest debt per capita at \$2,674. Additionally, Texas' 2011 personal income per capita of \$40,147 is above that of four AAA states: Georgia, Missouri, North Carolina and Utah.

Texas' net tax-supported debt as a percent of calendar 2011 personal income was 1.5 percent, 40<sup>th</sup> among all the states and below the national median and mean of 2.8 percent and 3.4 percent, respectively (*Table 1.4*). Compared to the seven states rated AAA by all three major rating agencies, Texas' ranked lowest while the median and mean of the seven states were 3.1 percent and 3.5 percent, respectively (*Table 1.5*).

Table 1 4					
SELECTED TAX-SUPPORTED DEBT MEASURES BY STATE					
State	Moody's Rating	Net Tax-Supported Debt as a % of 2011		Net Tax-Supported	
		Personal Income	Rank	Debt Per Capita	Rank
Hawaii	Aa2	9 6%	1	\$3,899	4
Massachusetts	Aa1	9 4%	2	4,814	2
Connecticut	Aa3	9 1%	3	5,096	1
New Jersey	Aa3	7 8%	4	3,964	3
Delaware	Aaa	6 8%	5	2,676	6
New York	Aa2	6 6%	6	3,208	5
Kentucky	Aa2*	6 1%	7	2,035	10
California	A1	6 0%	8	2,559	9
Illinois	A2	6 0%	9	2,564	8
Washington	Aa1	6 0%	10	2,588	7
Mississippi	Aa2	5 6%	11	1,734	15
Oregon	Aa1	5 5%	12	2,015	11
Wisconsin	Aa2	4 8%	13	1,827	13
Rhode Island	Aa2	4 7%	14	1,997	12
Utah	Aaa	4 4%	15	1,393	19
New Mexico	Aaa	4 2%	16	1,406	17
Louisiana	Aa2	3 7%	17	1,398	18
Maryland	Aaa	3 6%	18	1,742	14
West Virginia	Aa1	3 6%	19	1,168	22
Alaska	Aaa	3 3%	20	1,454	16
Georgia	Aaa	3 1%	21	1,099	26
Kansas	Aa1*	3 1%	22	1,215	20
Florida	Aa1	3 0%	23	1,167	23
Arizona	Aa3	2 8%	24	966	28
Ohio	Aa1	2 8%	25	1,012	27
Pennsylvania	Aa1	2 8%	26	1,134	25
Minnesota	Aa1	2 7%	27	1,148	24
Virginia	Aaa	2 6%	28	1,169	21
Alabama	Aa1	2 5%	29	839	30
South Carolina	Aaa	2 5%	30	827	31
Maine	Aa2	2 3%	31	845	29
North Carolina	Aaa	2 3%	32	815	32
Michigan	Aa2	2 2%	33	785	35
Nevada	Aa2	2 2%	34	793	33
Missouri	Aaa	2 0%	35	741	37
Vermont	Aaa	2 0%	36	792	34
New Hampshire	Aa1	1 8%	37	776	36
Idaho	Aa1*	1 7%	38	558	40
Oklahoma	Aa2	1 7%	39	615	38
<b>Texas</b>	<b>Aaa</b>	<b>1.5%</b>	<b>40</b>	<b>588</b>	<b>39</b>
Colorado	Aa1*	1 3%	41	529	41
Indiana	Aaa*	1 3%	42	446	42
Arkansas	Aa1	1 0%	43	333	46
Montana	Aa1	1 0%	44	348	44
Tennessee	Aaa	1 0%	45	343	45
South Dakota	NGO**	0 9%	46	358	43
Iowa	Aaa*	0 8%	47	310	47
North Dakota	Aa1*	0 6%	48	255	48
Wyoming	NGO**	0 1%	49	64	49
Nebraska	NGO**	0 0%	50	15	50
Mean		3 4%		\$1,408	
Median		2 8%		\$1,117	
Puerto Rico***	Baa1	88 6%		\$14,004	
* Issuer Rating (No G O Debt) ** No general obligation debt *** Included for comparison purposes only Not included in any totals, averages or median calculations <b>Source:</b> Moody's Investors Service, 2012 <i>State Debt Medians</i> .					

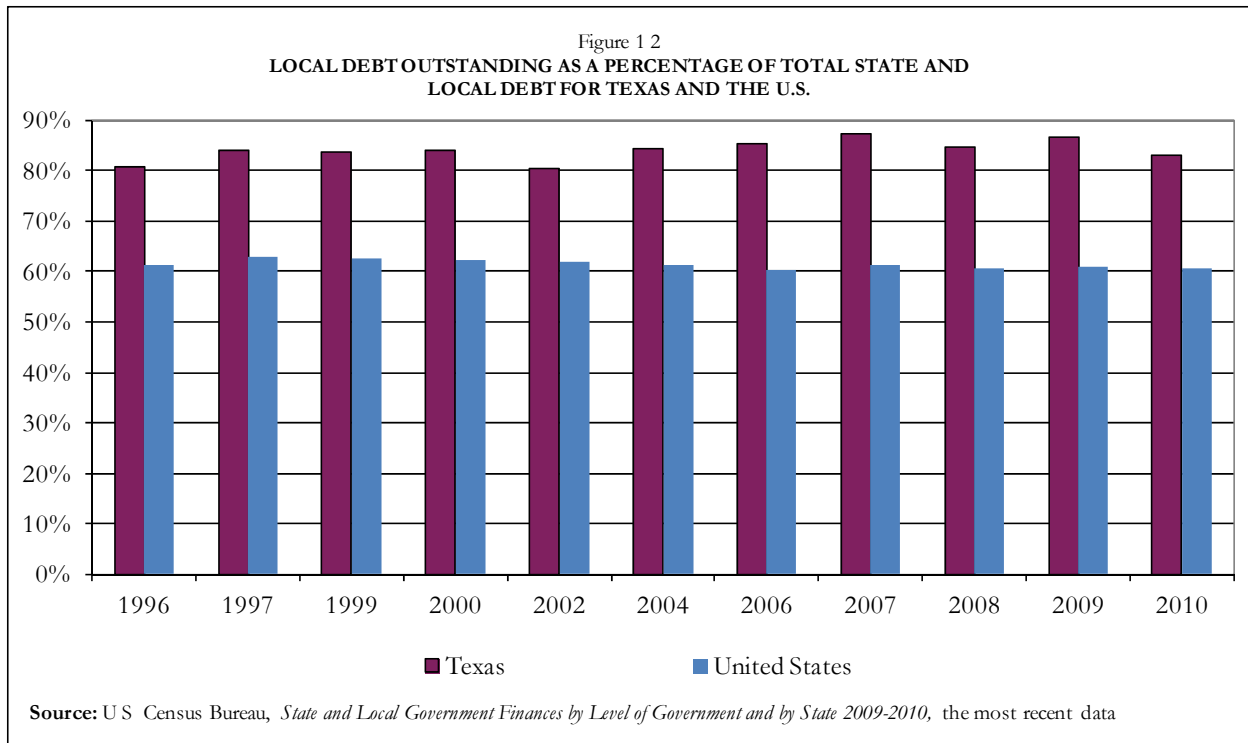
Table 1.5 SELECTED DEBT MEASURES FOR TEXAS AND STATES RATED AAA						
State	Rating*	Net Tax-Supported Debt as a % of 2011		Net Tax-Supported Debt Per Capita		2011 Personal Income Per Capita
		Personal Income	Rank	Debt Per Capita	Rank	Per Capita
Delaware	AAA	6.8%	5	\$2,674	6	\$41,449
Maryland	AAA	3.6%	18	1,742	14	50,656
Georgia	AAA	3.1%	21	1,099	26	35,979
Utah	AAA	4.4%	15	1,393	19	33,509
North Carolina	AAA	2.3%	32	815	32	36,028
Missouri	AAA	2.0%	35	741	37	37,969
Virginia	AAA	2.6%	28	1,169	21	46,107
TEXAS	Aaa/AA+/AAA	1.5%	40	588	39	40,147
Median of AAA States**		3.1%		\$1,169		\$37,969
Mean of AAA States**		3.5%		\$1,376		\$40,242
* Rated Aaa by Moody's, and AAA by Standard & Poor's and Fitch Ratings **Median and mean figures do not include Texas <b>Sources:</b> Moody's Investors Service, <i>2012 State Debt Medians</i> ; Bureau of Economic Analysis, State BEAR Facts						

The most recent U.S. Census Bureau data for state and local debt outstanding show that for census years 2009-10, Texas was the nation's second most populous state and ranked second among the ten most populous states in terms of Local Debt Per Capita, ninth in State Debt Per Capita and fourth in Total State and Local Debt Per Capita (*Table 1.6*). In census years 2009-10, 83.2 percent of Texas' total state and local debt burden was at the local level (*Figure 1.2*). Listed by decreasing amount outstanding, local debt is issued by public

school districts; cities, towns and villages; water districts; special districts; counties; community and junior colleges and health/hospital districts.

Many communities throughout Texas are continuing to experience significant population growth with increasing demand for infrastructure, programs and services. Net migration to the state has forced many small and medium-sized communities to increase financing for infrastructure such as roads,

Table 1.6 TOTAL STATE AND LOCAL DEBT OUTSTANDING: TEN MOST POPULOUS STATES												
State	Total State and Local Debt				State Debt				Local Debt			
	Population (thousands)	Amount (millions)	Per Capita Amount	Per Capita Rank	Amount (millions)	% of Total Debt	Per Capita Amount	Capita Rank	Amount (millions)	% of Total Debt	Capita Amount	Capita Rank
New York	19,378	\$316,668	\$16,342	1	\$129,530	40.9%	\$6,684	1	\$187,138	59.1%	\$9,657	1
California	37,254	403,985	10,844	2	148,929	36.9%	3,998	3	255,056	63.1%	6,846	3
Illinois	12,831	135,991	10,599	3	61,412	45.2%	4,786	2	74,579	54.8%	5,812	5
Pennsylvania	12,702	122,319	9,630	5	44,738	36.6%	3,522	4	77,581	63.4%	6,108	4
<b>Texas</b>	<b>25,146</b>	<b>249,882</b>	<b>9,937</b>	<b>4</b>	<b>42,034</b>	<b>16.8%</b>	<b>1,672</b>	<b>9</b>	<b>207,848</b>	<b>83.2%</b>	<b>8,266</b>	<b>2</b>
Florida	18,801	150,579	8,009	6	41,324	27.4%	2,198	7	109,255	72.6%	5,811	6
Michigan	9,884	77,302	7,821	7	32,146	41.6%	3,252	5	45,156	58.4%	4,569	7
Ohio	11,537	76,279	6,612	8	30,004	39.3%	2,601	6	46,275	60.7%	4,011	8
Georgia	9,688	52,446	5,414	10	13,789	26.3%	1,423	10	38,657	73.7%	3,990	9
North Carolina	9,535	51,831	5,436	9	18,853	36.4%	1,977	8	32,978	63.6%	3,459	10
<b>MEAN</b>		<b>\$163,728</b>	<b>\$9,064</b>		<b>\$56,276</b>	<b>34.7%</b>	<b>\$3,211</b>		<b>\$107,452</b>	<b>65.3%</b>	<b>\$5,853</b>	
Note: Detail may not add to total due to rounding. <b>Source:</b> U.S. Census Bureau, <i>State and Local Government Finances by Level of Government and by State: 2009-2010</i> , the most recent data available.												



schools and water and wastewater services to meet those needs. Based on projections of current demographic trends, Texas will continue to experience increasing demand for expenditures in these areas.

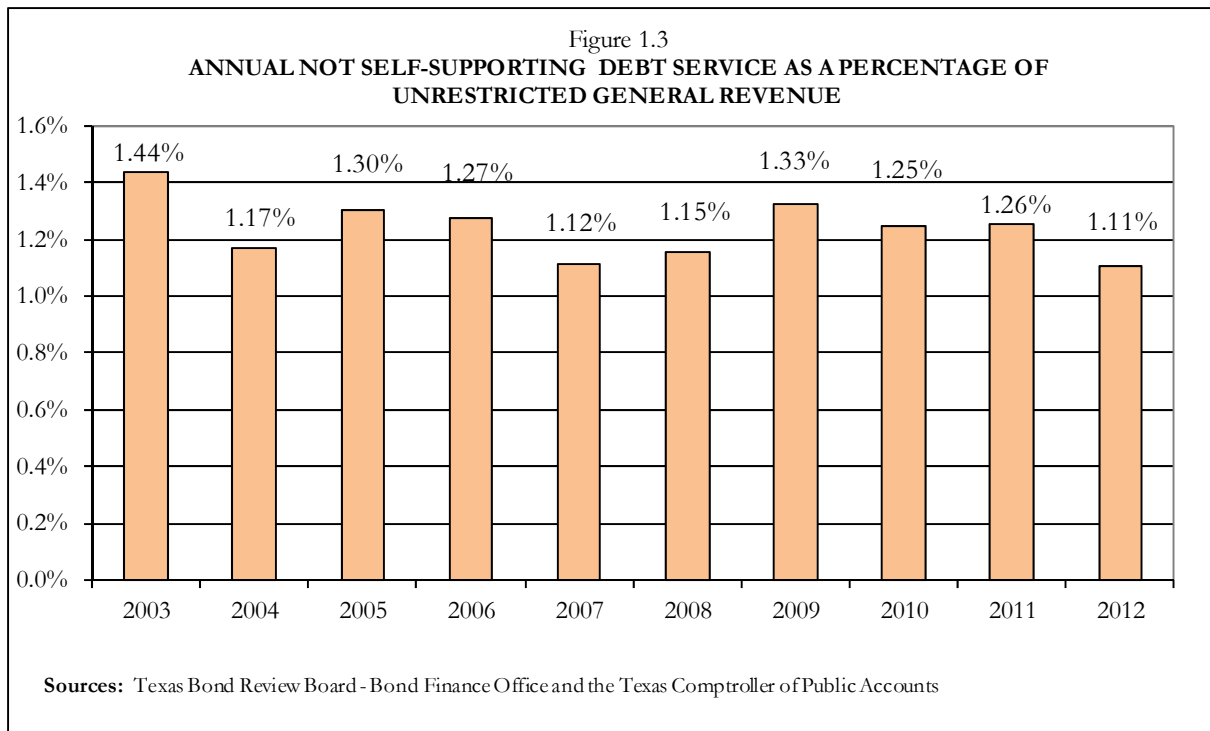
### General Obligation Debt Has Increased Over the Past Decade

General obligation (GO) debt pledges “the full faith and credit of the state” to back the payment of the debt. In the event that program or project revenue is insufficient to pay debt service on self-supporting debt, the first monies coming into the state treasury not otherwise constitutionally appropriated shall be used to pay the debt service. Some GO debt, such as that issued by the Texas Veterans’ Land Board is self-supporting, and other GO debt, such as that issued by the Texas Public Finance Authority to finance programs for the Texas Department of Criminal Justice, the Texas Department of Aging and Disability Services and the Texas Youth Commission is not self-supporting and must receive annual appropriations from the legislature for debt-service payments from the

state’s general revenue fund.

At the end of fiscal 2003, the total not self-supporting state debt payable from general revenue was \$3.19 billion. At the end of fiscal 2012, \$4.09 billion of such debt was outstanding, an increase of 28.2 percent since fiscal 2003 and a decrease of 1.5 percent from the \$4.15 billion outstanding in fiscal 2011. The slight decrease is attributed to the debt retirement and a reduction in the issuance of not-self supporting debt during fiscal year 2012.

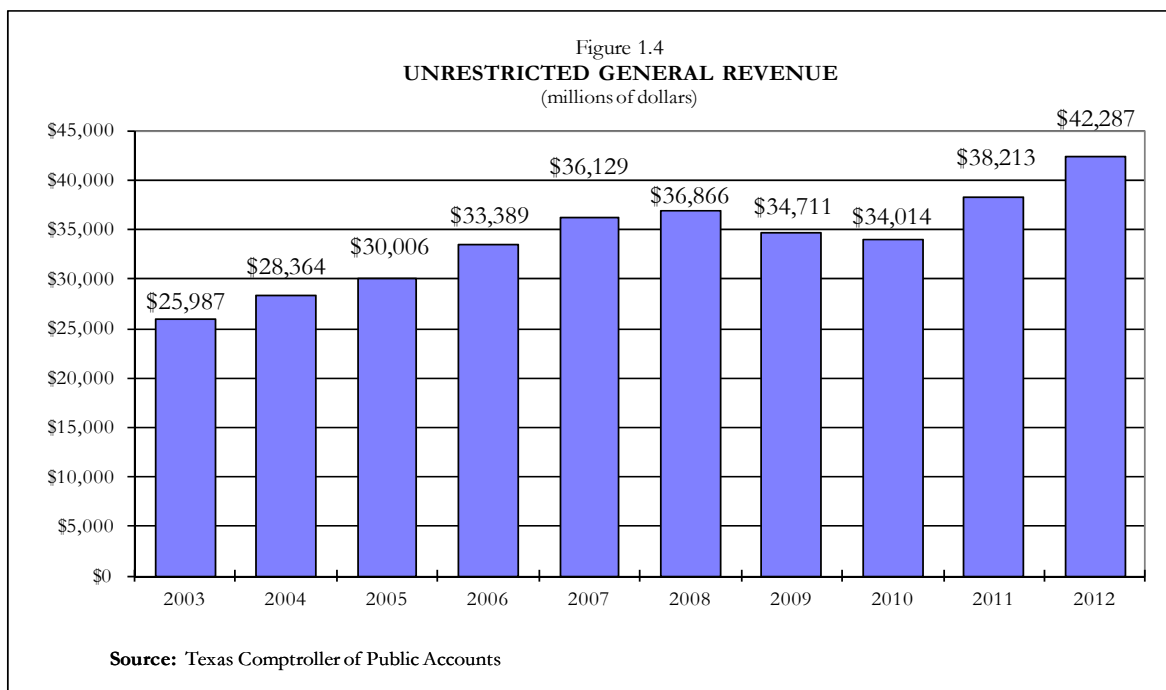
Annual debt service as a percent of unrestricted general revenue decreased from 1.26 percent in fiscal 2011 to 1.11 percent in fiscal 2012 (*Figure 1.3*). Funds accessible to make debt-service payments increased 10.7 percent in fiscal 2012 to \$42.29 billion from \$38.21 billion in fiscal 2011 (*Figure 1.4*). Unrestricted general revenue is generally the most available funding source to make debt service payments and to fund appropriations for state operations.



#### Authorized but Unissued Debt Increases

Authorized but unissued debt (debt that has been authorized by the legislature and may be issued at any time without further legislative action) increased by 43.2 percent from approximately \$15.01 billion at the end of fiscal 2011 to approximately \$21.49 billion at the end of fiscal 2012. This significant

increase is a result of the Texas Water Development Board and The Texas Higher Education Coordinating Board receiving \$6 billion and \$1.86 billion, respectively, of evergreen GO bonding authority authorized by voters in the November 2011 general election. This new authorization is categorized as self-supporting debt and is not expected to



affect the state's constitutional debt limit. Of the \$21.49 billion in authorized but unissued debt, approximately \$17.99 billion is GO debt while \$3.50 billion is non-GO debt. Approximately \$7.78 billion of the authorized but unissued amount includes GO and non-GO debt payable from general revenue.

### **Texas' Constitutional Debt Limit and Debt-Management Policy**

In 1997 the 75<sup>th</sup> Legislature passed and voters approved HJR 59 that added Section 49-j to Article III of the Texas Constitution. This amendment states that additional tax-supported debt may not be authorized if the maximum annual debt service on debt payable from general revenue, including authorized but unissued debt, exceeds 5 percent of the average annual unrestricted General Revenue Fund revenues for the previous three fiscal years.

As of August 31, 2012 Texas' constitutional debt limit (CDL) remained below the maximum of 5 percent with 1.34 percent calculated for debt outstanding and 2.14 percent calculated for authorized but unissued debt for a total of 3.48 percent calculated including both outstanding and authorized but unissued debt. These figures represent percentage declines of 0.7 and 5.9, respectively from the 1.35 percent for debt outstanding and 3.70 percent for authorized but unissued debt calculated for fiscal 2011. The decrease in the CDL was mainly due to an increase in unrestricted general revenue available to pay debt service for fiscal 2012.

During fiscal year 2008 the state's CDL for outstanding and authorized but unissued debt increased to 4.09 percent from fiscal year 2007's 1.82 percent as a result of the passage in the November 2007 general election of constitutional amendments for more than \$9.75 billion in additional not self-supporting, GO debt, including \$3 billion for cancer research and \$5 billion for transportation projects. The CDL is expected to continue to decrease with the issuance of authorized debt

and as the state's unrestricted general revenue increases with the continued improvement in the state's economy.

HB 2190 passed in the 77<sup>th</sup> Legislature directed the BRB to adopt formal debt policies and issuer guidelines to provide guidance to issuers of state securities and to ensure that state debt is prudently managed. These policies and guidelines are posted on the agency's website.

SB 1332 passed in the 80<sup>th</sup> Legislature amended the agency's statutes to require the BRB to adopt a state policy related to the risks and effects of derivative agreements. This policy was adopted in fiscal 2009 and is available on the agency's website.

### **Capital Planning Review and Approval Process**

The 76<sup>th</sup> Legislature (1999) passed legislation that biennially directs the BRB to produce the state's Capital Expenditure Plan (CEP). The legislation specifies that all state agencies and higher education institutions appropriated funds by the General Appropriations Act (GAA) are required to report capital planning information for projects that fall within four specific project areas: (1) acquisition of land and other real property; (2) construction of buildings and facilities; (3) renovations of buildings and other facilities estimated to exceed \$1 million for a single state agency or institution of higher education; and (4) major information resources projects estimated to exceed \$1 million. In previous reports, the BRB requested that all planned expenditures exceeding \$250,000 must be reported, but the threshold was adjusted to \$1 million in 2006 for future reports.

From a budgetary and capital planning standpoint, a number of state agencies work together to coordinate the budgetary and capital reporting and approval process for state agencies. They include the Governor's Office of Budget, Planning & Policy (GOBPP), the Legislative Budget Board

(LBB), the Texas Higher Education Coordinating Board, the Texas Facilities Commission, the Comptroller of Public Accounts, House Committee on Appropriations (HAC) and Senate Finance Committee (SFC).

The legislature defines the types of projects and cost thresholds to be reported in the CEP. The BRB coordinates the submission of capital projects through the CEP, develops the report and determines the effect of the additional capital requests on the state's budget and debt capacity. The completed plan is then provided to the GOBPP and the LBB to develop recommendations for appropriations to the legislature.

The GOBPP and LBB also assess short-term and long-term budget needs. Through the House Appropriations Committee and Senate Finance Committee, the legislature makes the final decisions on projects to be funded for the two-year biennial period. Approved capital and operating budgets are integrated into the GAA that authorizes specific debt issuance for capital projects.

Through the capital budgeting process, capital projects are approved for the two-year biennial period. Additionally, the CEP reports on the preceding year and the remaining two out years for identifying long-term needs of the state and for future planning purposes.

The 2014-15 CEP was released September 1, 2012, pursuant to Senate Bill 1, Article IX, Section 11.02 of the 81<sup>st</sup> Legislature and covers the out years 2016-17. This report represents the seventh published CEP for the state. The CEP is a management tool for state decision makers to use in assessing future individual capital expenditure requests within the framework of the state's overall financial position. The 2014-15 CEP is available on the agency's website.

The debt-issuance process has become more consolidated at the state level where twenty

two agencies including 11 higher education institutions have direct debt-issuing authority. The process remains highly fragmented at the local level where over 4,500 entities have issued debt in the past.

### **Debt Affordability Study**

The state's Debt Affordability Study (DAS) is designed to provide the state leadership with an integrated approach to manage state debt by assessing historical debt use and analyzing the state's financial and economic resources in conjunction with long-term needs contained in the CEP. The BRB, LBB and the Texas Public Finance Authority prepared the state's first DAS, released in February 2007. With the passage of SB 1332 (80<sup>th</sup> Legislature), the BRB in conjunction with the LBB is responsible for subsequent editions of the DAS. Historical DAS reports are available on the agency's website. The 2013 DAS will be released in February 2013.

## **LOCAL DEBT**

### **Local Debt Issuance Process**

Local governments in Texas issue debt to finance construction and renovation of government facilities (school instructional facilities, public safety buildings, city halls and county courthouses), public infrastructure (roads, water and sewer systems) and various other projects for economic development. Key factors that affect the need for infrastructure development include population changes, revenue sources, tax rates and levies, interest rates and construction costs.

Like state government, local governments issue two major types of long-term debt: general obligation (GO) debt and revenue debt. GO debt is secured by the issuer's full faith and credit (i.e., the government's taxing authority) while revenue debt is secured solely by a specified revenue source.

State statutes set debt limitations for local government entities by setting maximum ad valorem tax rates per \$100 of assessed

property valuation. These rates vary by government type, but all must generate sufficient funds based on annual ad valorem tax collections to provide for the payment of debt service. Additionally, most local debt issuance must be approved by the Office of the Attorney General – Public Finance Division and registered with the Texas Comptroller of Public Accounts.

### Nationwide and Texas Local Debt Issuance Continues to Decline from Peak Years

Over the past decade nationwide issuance of local government debt has remained relatively flat with issuances totaling \$333.22 billion in fiscal 2002 and \$337.26 billion in fiscal 2011. Despite year-to-year fluctuations, local debt issuance has declined over the past four years after the record high debt issuance of \$444.26 billion in fiscal 2007. Fiscal year 2011 saw the lowest nationwide debt issuance since fiscal 2002 (*Figure 1.5*).

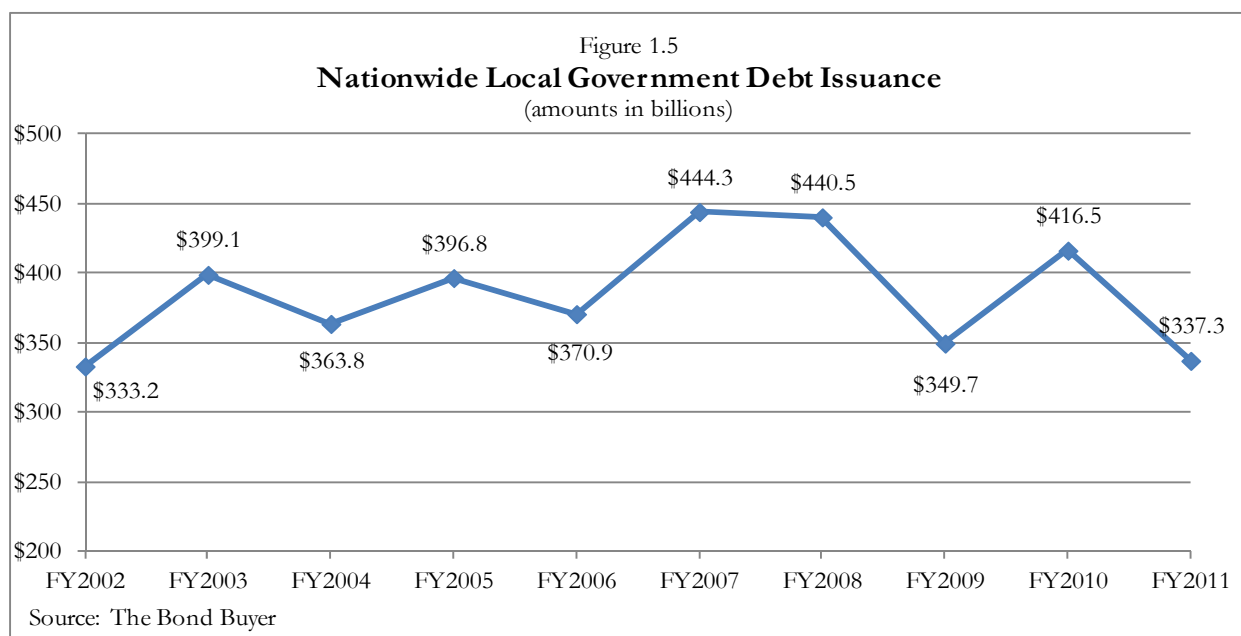
Texas issuance of local debt has fluctuated over the past decade from a low of \$19.42 billion in fiscal 2002 to a high of \$30.11 billion in fiscal 2008. Local debt issuance was \$24.74 billion in fiscal year 2011, 17.8 percent below the peak reached in fiscal 2008 (*Figure 1.6*).

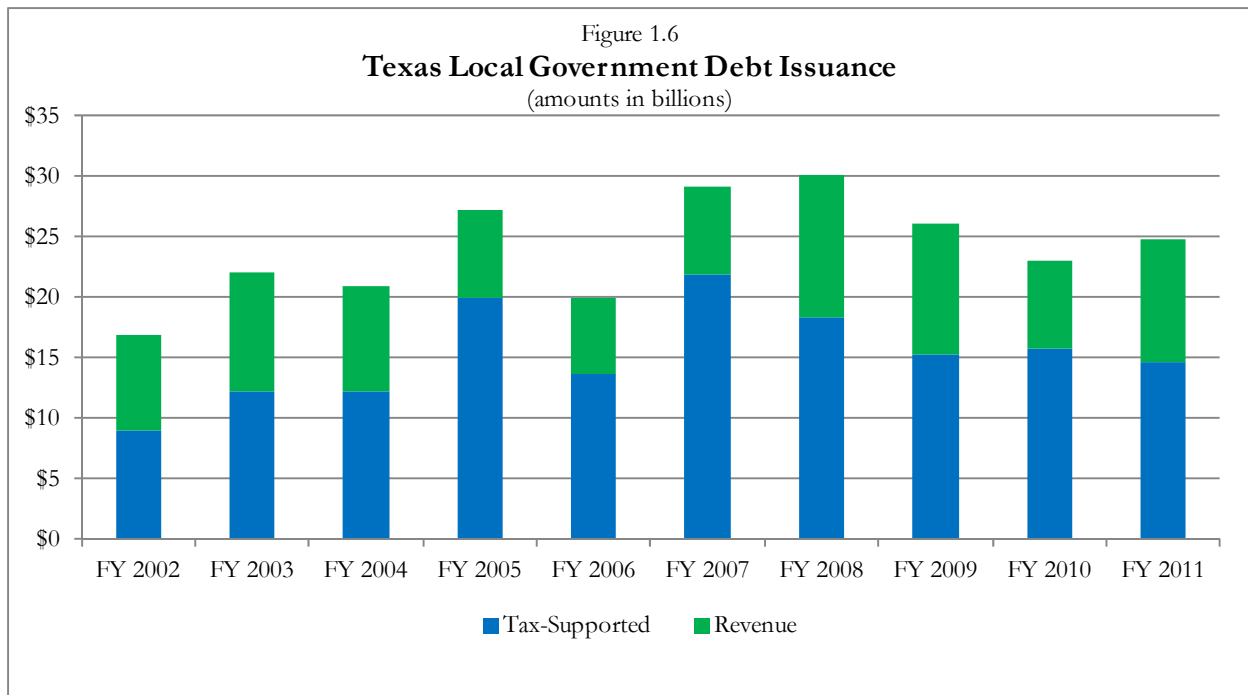
### Majority of Local Debt Issuance Supports Educational Facilities and Equipment

During the five-year reporting period, 40.7 percent of Texas' local debt issuance was used to finance educational facilities and equipment including school buses. General-purpose debt continued to be the second highest use (18.8 percent), and water-related infrastructure was the third highest use (15.9 percent) for debt issued by Texas' local governments.

Water-related financings are likely understated because some issuers, especially cities borrow for multiple purposes, over half of which involve financings for water and transportation purposes. The fourth highest use for local debt issuance (12.7 percent) was to finance transportation projects including roads, toll ways, bridges, parking facilities, airports, rapid transit and other public transportation needs including the acquisition of hybrid diesel electric buses.

The remaining 11.9 percent of local debt issuance was used for the following additional categories: economic development, commerce, recreation, solid waste, recycle materials, prisons/detention, power, combined utility systems, health-related facilities, fire protection, public safety and pension obligations.





### **School Districts, Cities and Water Districts Account for 78 Percent of New-Money and 72 Percent of Refunding Transactions**

Over the past five fiscal years, new-money debt issuance totaled \$85.09 billion and refunding debt totaled \$47.87 billion. During that time the top three issuers of new-money volume were school districts, cities and water districts that together comprised 77.9 percent of the new-money volume (\$66.31 billion) and 72.2 percent of the refunding transaction volume (\$34.58 billion).

With interest rates at historic lows, local debt refunding reached \$9.92 billion in fiscal 2011, an 11.8 percent increase from \$8.88 billion in fiscal 2010. Over the past five fiscal years, 82.8 percent of local governmental refundings achieved both a cash and present value savings, 0.3 percent provided only a net present value savings with a cash loss, and 2.7 percent resulted in a loss in both. In the latter cases, the primary objective was to restructure debt-service requirements to more evenly match budget flows and thus avoid raising taxes during times of economic weakness.

During the five-year reporting period

beginning in fiscal 2007, refundings for Texas local issuers achieved cash savings of \$1.73 billion with a present value savings of \$1.69 billion.

### **Texas Local Governments: \$192.74 Billion of Outstanding Debt – a 36 Percent Increase in Five Years**

As of fiscal-year end 2011 Texas local governments had \$192.74 billion in outstanding debt (*Table 1.8*), an increase of \$51.35 billion (36.3 percent) since fiscal 2007. Of that amount 60.7 percent (\$116.94 billion) is GO debt to be repaid from local tax collections while the remaining 39.3 percent (\$75.82 billion) will be repaid from revenues generated by various projects such as water, sewer and electric utility fees. Since fiscal 2007, tax-supported debt outstanding increased 34.6 percent (\$30.05 billion) and revenue debt outstanding increased 39.1 percent (\$21.28 billion).

Public school districts accounted for 33.0 percent (\$63.63 billion) of all local debt outstanding and Cities, Towns, and Villages accounted for 32.6 percent (\$62.92 billion). Water districts held the third highest percentage and accounted for 15.7 percent

(\$30.32 billion) of all local debt outstanding. The remaining 18.6 percent (\$35.87 billion) was held by Community and Junior Colleges, Counties, Health/Hospital Districts and Other Special Districts (*Figure 1.9*).

The U.S. Census Bureau data for census years 2009-2010 showed that Texas continued to be ranked 2<sup>nd</sup> in population, 2<sup>nd</sup> among the ten most populous states in terms of Local Debt Per Capita, but the state rose from 5<sup>th</sup> to 4<sup>th</sup> in Total State and Local Debt Per Capita and 10<sup>th</sup> to 9<sup>th</sup> in State Debt Per Capita.

Over the past decade, total debt per capita (tax-supported and revenue) increased by 72.2 percent from \$4,359 to \$7,507 while the state's population has increased by 17.9 percent from 21.8 million to 25.7 million. During the past five fiscal years, total local debt per capita increased by 24.3 percent from \$6,040 in FY 2007 to \$7,507 (*Figure 1.7*).

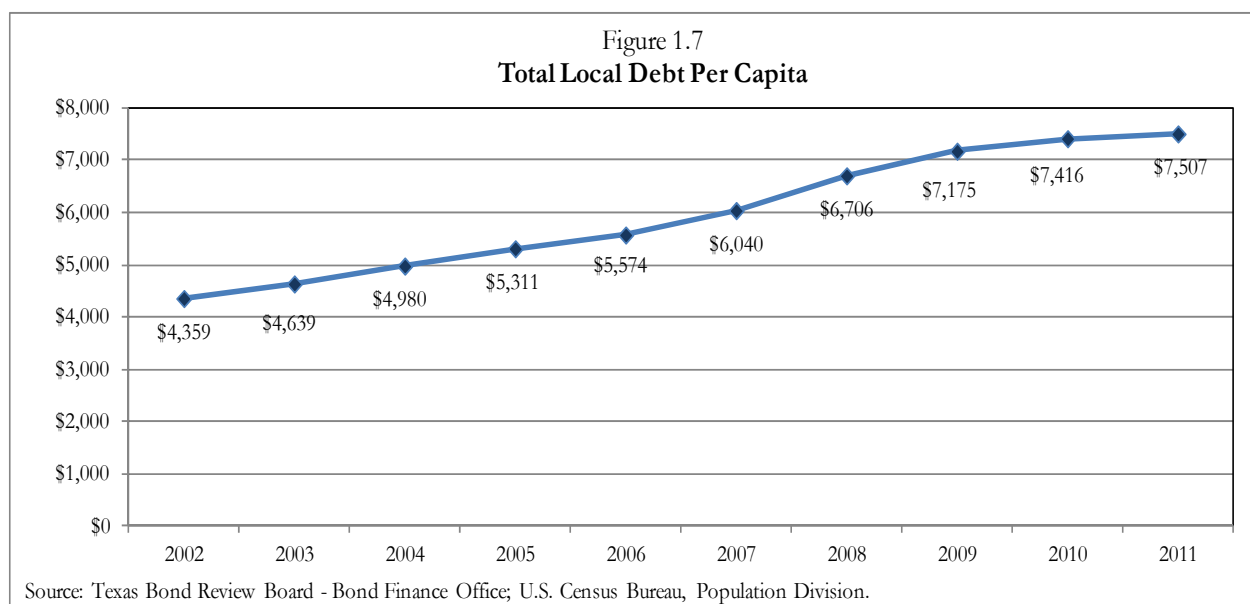
Over the past decade, total local debt per capita as a percent of personal income per capita increased by 23.8 percent from 15.1% to 18.7%. During the past five fiscal years, total debt per capita as a percent of personal income per capita increased by 16.9 percent from 16.0% in FY 2007 to 18.7% in FY 2011 (*Figure 1.8*).

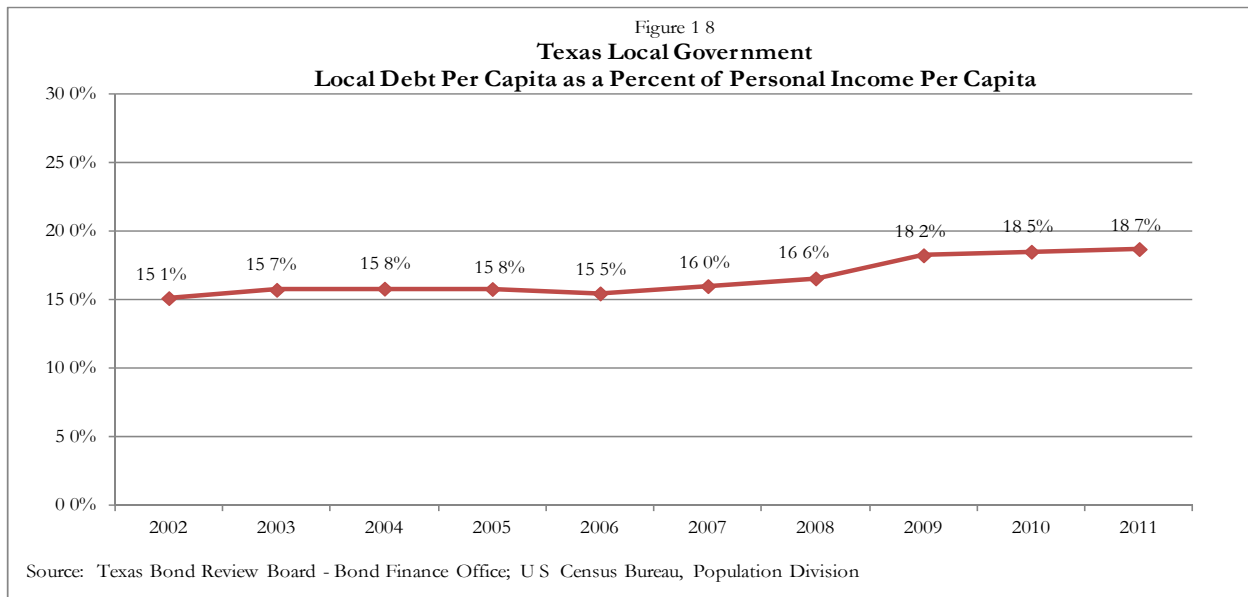
## Tax-Supported Debt Rises 35 Percent in Five Years

Tax-supported debt has increased from \$86.87 billion in fiscal 2007 to \$116.92 billion in fiscal 2011 (34.6 percent), \$63.62 billion (54.4 percent) of which was carried by Texas school districts (*Table 1.8*).

Tax-supported debt for Texas school districts increased from \$48.47 billion in fiscal 2007 to \$63.62 billion in fiscal 2011 (31.3 percent) while public school attendance increased by 6.2 percent to 4,432,064 students. School district debt is primarily used to finance instructional facilities while only a handful of school districts carry revenue debt for constructing, improving and equipping athletic stadium facilities.

Over the five-year period tax-supported debt carried by Texas cities, towns and villages has increased from \$20.32 billion to \$26.96 billion (32.6 percent) and accounted for 23.1 percent of all tax-supported debt. Tax-supported debt for water districts including navigation and port districts, river authorities, municipal utility districts and municipal water authorities increased from \$8.06 billion to \$10.72 billion (33.1 percent) and accounted for 9.2 percent of all tax-supported debt. During the same





period, county tax-supported debt increased from \$7.76 billion to \$10.30 billion (32.9 percent).

During the past five fiscal years, enrollment for the 50 junior and community college districts in Texas increased from 590,436 to 779,039 (31.9 percent). To support the increased enrollment, tax-supported debt outstanding increased from \$1.77 billion to \$3.04 billion (72.0 percent). The increased enrollment was the result of an increasing number of students choosing to attend community and junior colleges for their first two years of higher education as costs rose at universities. Enrollment also increased as a result of the economic downturn that has required displaced workers to improve job skills.

During the five-year period, tax-supported debt for health/hospital districts increased from \$405.6 million to \$2.12 billion (421.5 percent), primarily due to Dallas County Hospital District issuing \$705.0 million and Bexar County Hospital District issuing \$777.5 million in new debt. Population increases along with the increasing healthcare needs of aging baby boomers also contributed to increased debt issuance. In addition, aging healthcare facilities continue to be renovated or replaced to accommodate advances in

medical technology, energy efficiency and comply with new fire and building codes.

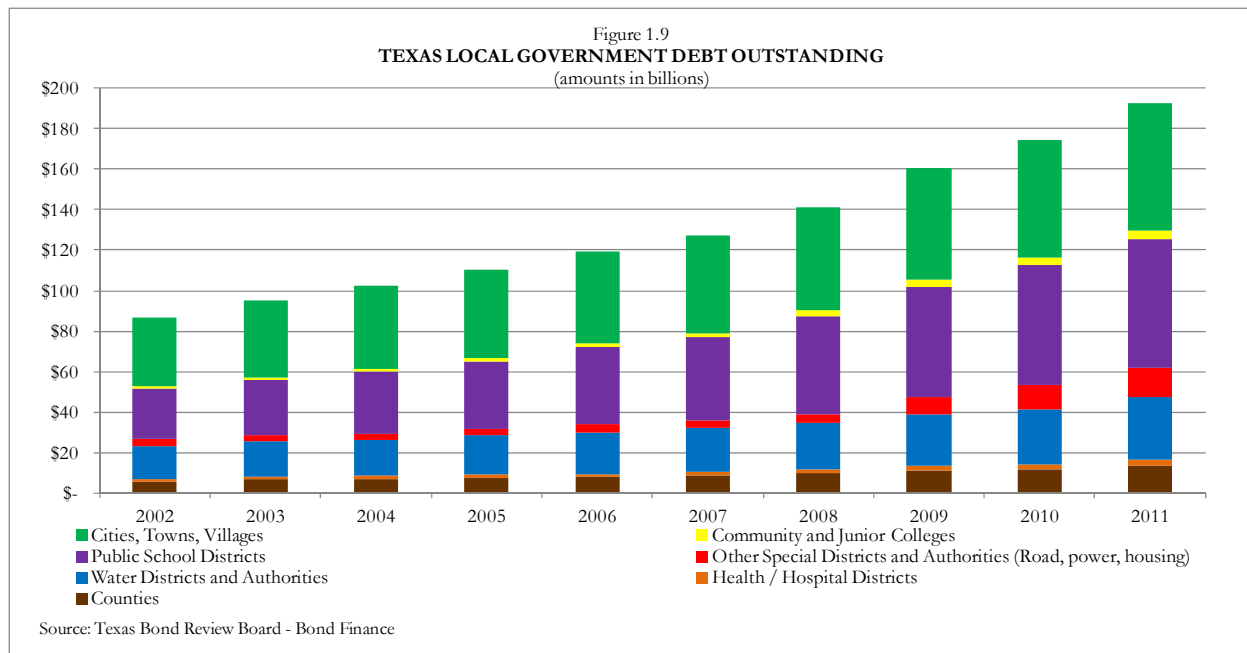
### **Revenue Debt Rises 39 Percent in Five Years**

Since fiscal year 2007 revenue debt has increased from \$54.52 billion to \$75.82 billion (39.1 percent), \$35.96 billion (47.4 percent) of which was carried by Texas cities (*Table 1.9*).

City revenue debt increased from \$30.99 billion to \$35.96 billion (16.0 percent) in the five-year period. The rate of increase is slowly rising reflecting the increasing need for infrastructure projects spurred by a 2.3 million (9.7 percent) increase in Texas' population during this time period. Urban areas have experienced particularly rapid growth and resulting infrastructure needs including roads and construction for new and expanded water and sewer systems. The majority of city revenue debt has been used to finance utility-related projects including water, wastewater and in some localities, electric utility systems.

County revenue debt increased from \$2.28 billion to \$3.02 billion (32.1 percent) in the five-year period of which \$2.17 billion (73.9 percent) was issued by Harris County for toll road projects.

Table 1.7				
Texas Local Government				
Debt Outstanding As of August 31, 2011*				
(amounts in thousands)				
Type of Issuer		Tax-Supported	Revenue	Total Debt
Public School Districts	Voter-approved tax	\$ 62,638,765		\$ 62,638,765
	Maintenance tax (ed. equipment)	612,456		612,456
	Lease Revenue Obligations	373,100		373,100
	Revenue (athletic facilities)		\$ 3,370	3,370
	<b>Subtotal</b>	<b>\$ 63,624,321</b>	<b>\$ 3,370</b>	<b>\$ 63,627,691</b>
Cities, Towns, Villages	Tax-Supported	\$ 26,957,078		\$ 26,957,078
	Revenue		\$ 35,691,822	35,691,822
	Sales Tax		256,265	256,265
	Lease Revenue Obligations (jail facilities only)		14,290	14,290
	<b>Subtotal</b>	<b>\$ 26,957,078</b>	<b>\$ 35,962,377</b>	<b>\$ 62,919,455</b>
Water Districts and Authorities	Tax-Supported	\$ 10,718,298		\$ 10,718,298
	Revenue		\$ 10,017,372	10,017,372
	Conduit Revenue**		9,584,820	9,584,820
	<b>Subtotal</b>	<b>\$ 10,718,298</b>	<b>\$ 19,602,192</b>	<b>\$ 30,320,490</b>
Other Special Districts and Authorities	Tax-Supported	\$ 155,406		\$ 155,406
	Sales Tax		\$ 3,967,315	3,967,315
	Revenue		10,556,275	10,556,275
	Lease Revenue Obligations		114,355	114,355
	<b>Subtotal</b>	<b>\$ 155,406</b>	<b>\$ 14,637,945</b>	<b>\$ 14,793,351</b>
Counties	Tax-Supported	\$ 10,304,743		\$ 10,304,743
	Revenue		\$ 2,460,765	2,460,765
	Lease Revenue Obligations (jail facilities only)		557,722	557,722
	<b>Subtotal</b>	<b>\$ 10,304,743</b>	<b>\$ 3,018,487</b>	<b>\$ 13,323,230</b>
Community and Junior Colleges	Tax-Supported	\$ 3,041,021		\$ 3,041,021
	Revenue		\$ 991,058	991,058
	Lease Revenue Obligations (ed. facilities)		274,354	274,354
	<b>Subtotal</b>	<b>\$ 3,041,021</b>	<b>\$ 1,265,412</b>	<b>\$ 4,306,432</b>
Health/Hospital Districts and Authorities	Tax-Supported	\$ 2,115,551		\$ 2,115,551
	Sales Tax		\$ 24,007	24,007
	Revenue		1,305,202	1,305,202
	Conduit Revenue**		5,325	5,325
	<b>Subtotal</b>	<b>\$ 2,115,551</b>	<b>\$ 1,334,534</b>	<b>\$ 3,450,084</b>
<b>Total Local Debt Outstanding</b>		<b>\$ 116,916,418</b>	<b>\$ 75,824,316</b>	<b>\$ 192,740,734</b>
*Does not include obligations of less than one-year maturity and special obligations not requiring Attorney General approval.				
**Does not include certain conduit debt issued for which the Bond Review Board does not receive issuance information.				
Source: Texas Bond Review Board - Bond Finance Office				



Since fiscal 2007, community and junior college revenue debt rose from \$1.01 billion to \$1.27 billion (25.6 percent) as a result of increased enrollments.

Since 2007 revenue debt for Other Special Districts (road districts, power agencies, government housing authorities, transit authorities and the newly formed regional mobility authorities) increased from \$4.25 billion to \$14.79 billion (244.8 percent). This increase was largely due to the North Texas Tollway Authority's issuances totaling \$8.80 billion between fiscal years 2007 and 2011 to refund previous debt issues, defease bond anticipation notes and extend toll roads. Dallas Area Rapid Transit contributed to the increase by issuing a total of \$3.33 billion to refund debt and improve and expand the Dallas public transportation system (*Table 1.9*).

### Texas Bond Review Board and Local Government Debt

The Texas Bond Review Board (BRB) has no direct oversight of local government debt issuance. Chapter 1202 of the Texas Government Code mandates the BRB to

collect, maintain, analyze and report on the status of local government debt. The Office of the Attorney General approves each transaction, and the required information on debt issued by political subdivisions of the state is collected and forwarded to the BRB for its report on local debt statistics.

All reporting on local debt is presented on the agency's website. Visitors to the site can either search databases and/or download spreadsheets that contain debt outstanding, debt ratio and population data by government type at each fiscal-year end. In fiscal 2011, approximately 4,700 different users of the BRB's website downloaded over 19,200 spreadsheets containing Texas local government debt data. The BRB will continue to provide this information annually and post it to the website within approximately four months after the close of the fiscal year.

Table 1.8 Texas Local Government Debt Outstanding by Fiscal Year (amounts in millions)					
	8/31/2007	8/31/2008	8/31/2009	8/31/2010	8/31/2011
<b>Public School Districts</b>					
Tax-Supported	\$48,469	\$54,347	\$58,835	\$60,238	\$63,624
Revenue	3	2	2	2	3
<b>Total</b>	<b>\$48,472</b>	<b>\$54,350</b>	<b>\$58,837</b>	<b>\$60,240</b>	<b>\$63,628</b>
<b>Cities</b>					
Tax-Supported	\$20,322	\$22,919	\$24,577	\$26,394	\$26,957
Revenue	30,990	32,214	33,872	34,735	35,962
<b>Total</b>	<b>\$51,312</b>	<b>\$55,133</b>	<b>\$58,448</b>	<b>\$61,129</b>	<b>\$62,919</b>
<b>Water Districts and Authorities</b>					
Tax-Supported	\$8,056	\$9,101	\$9,849	\$10,416	\$10,718
Revenue*	14,908	16,305	17,273	18,885	19,602
<b>Total</b>	<b>\$22,964</b>	<b>\$25,406</b>	<b>\$27,122</b>	<b>\$29,301</b>	<b>\$30,320</b>
<b>Other Special Districts and Authorities</b>					
Tax-Supported	\$96	\$99	\$118	\$145	\$155
Revenue	4,246	8,755	11,953	12,420	14,638
<b>Total</b>	<b>\$4,341</b>	<b>\$8,853</b>	<b>\$12,070</b>	<b>\$12,565</b>	<b>\$14,793</b>
<b>Counties</b>					
Tax-Supported	\$7,754	\$8,697	\$9,205	\$10,138	\$10,305
Revenue	2,285	2,683	2,721	2,995	3,018
<b>Total</b>	<b>\$10,039</b>	<b>\$11,381</b>	<b>\$11,925</b>	<b>\$13,133</b>	<b>\$13,323</b>
<b>Community College Districts</b>					
Tax-Supported	\$1,768	\$2,061	\$2,552	\$2,881	\$3,041
Revenue	1,008	1,175	1,133	1,211	1,265
<b>Total</b>	<b>\$2,776</b>	<b>\$3,236</b>	<b>\$3,685</b>	<b>\$4,092</b>	<b>\$4,306</b>
<b>Health/Hospital Districts and Authorities</b>					
Tax-Supported	\$406	\$535	\$1,086	\$1,929	\$2,116
Revenue*	1,078	1,413	1,378	1,397	1,335
<b>Total</b>	<b>\$1,484</b>	<b>\$1,947</b>	<b>\$2,464</b>	<b>\$3,326</b>	<b>\$3,450</b>
<b>Total Tax-Supported</b>	<b>\$86,871</b>	<b>\$97,759</b>	<b>\$106,221</b>	<b>\$112,141</b>	<b>\$116,916</b>
<b>Total Revenue</b>	<b>\$54,517</b>	<b>\$62,547</b>	<b>\$68,331</b>	<b>\$71,644</b>	<b>\$75,824</b>
<b>Total Debt Outstanding</b>	<b>\$141,388</b>	<b>\$160,306</b>	<b>\$174,551</b>	<b>\$183,785</b>	<b>\$192,741</b>
*Does not include certain conduit debt issued for which the Bond Review Board does not receive issuance information. Source: Texas Bond Review Board - Bond Finance Office					

Table 1.9 <b>Top Local Government Issuers with Debt Outstanding</b> (amounts in millions)					
<b>Issuer Name</b>	<b>8/31/2007</b>	<b>8/31/2008</b>	<b>8/31/2009</b>	<b>8/31/2010</b>	<b>8/31/2011</b>
<b>Public School Districts</b>					
Dallas ISD	\$1,472	\$1,423	\$1,784	\$1,708	\$2,619
Houston ISD	1,806	2,122	2,084	2,507	2,449
Cypress-Fairbanks ISD	1,389	1,606	1,797	1,815	1,765
Northside ISD (Bexar County)	1,190	1,279	1,467	1,602	1,757
Frisco ISD	803	978	1,144	1,178	1,247
All Other Public School Districts	41,812	46,941	50,561	51,429	53,790
<b>Cities, Towns, Villages</b>					
Houston	\$11,141	\$11,425	\$12,492	\$12,708	\$13,157
San Antonio	7,160	7,830	8,433	9,101	9,425
Dallas	6,082	6,271	6,508	6,434	6,555
Austin	4,640	4,801	4,985	5,185	5,315
Fort Worth	2,633	2,742	2,776	2,911	3,139
All Other Cities	19,657	22,065	23,254	24,790	25,328
<b>Water Districts and Authorities</b>					
Lower Colorado River Authority*	\$2,788	\$3,017	\$3,277	\$3,927	\$3,960
Brazos River Authority*	2,345	2,342	2,358	2,351	2,350
Port of Port Arthur Navigational District*	403	625	688	1,137	1,437
Gulf Coast Waste Disposal Authority*	1,387	1,484	1,451	1,444	1,396
Trinity River Authority*	860	1,036	1,119	1,229	1,332
All Other Water Districts and Authorities	15,181	16,902	18,228	19,212	19,846
<b>Counties</b>					
Harris	\$4,195	\$4,575	\$4,590	\$4,805	\$4,751
Bexar	292	556	555	1,032	1,067
Williamson	520	662	748	760	814
Travis	524	535	524	606	605
Montgomery	284	326	453	445	497
All Other Counties	4,224	4,726	5,055	5,485	5,589
<b>Other Special Districts and Authorities</b>					
North Texas Tollway Authority	\$1,460	\$5,172	\$7,050	\$7,516	\$8,595
Dallas Area Rapid Transit	1,090	1,638	2,778	2,745	3,448
Metropolitan Transit Authority of Harris County	143	205	471	589	810
Central Texas Regional Mobility Authority	300	234	249	434	651
Texas Municipal Power Agency	899	883	825	522	535
All Other Special Districts and Authorities	449	721	697	759	754
<b>Community and Junior Colleges</b>					
Alamo Community College District	\$549	\$623	\$604	\$594	\$627
Houston Community College System	460	555	534	600	618
Lone Star College System	246	220	345	609	592
Dallas County Community College District	134	248	421	446	422
Austin Community College District	146	262	258	285	365
All Other Community and Junior Colleges	1,240	1,328	1,523	1,558	1,683
<b>Health/Hospital Districts</b>					
Bexar County HD(University Health System)	\$0	\$0	\$560	\$552	\$745
Dallas County Hospital District	0	0	0	705	705
Harris County Hospital District	152	322	313	304	300
El Paso County Hospital District	156	271	266	261	256
Memorial)	18	17	16	131	128
All Other Health/Hospital Districts	1,159	1,337	1,308	1,373	1,316
<b>TOTAL LOCAL DEBT OUTSTANDING</b>	<b>\$141,388</b>	<b>\$160,306</b>	<b>\$174,551</b>	<b>\$183,785</b>	<b>\$192,741</b>
* Contains Conduit Revenue					
Notes: Obligations of less than one-year maturity and special obligations not requiring Attorney General approval are not included.					
Source: Texas Bond Review Board - Bond Finance					

## Chapter 2

### State Debt Issued in FY 2012 and Debt Outstanding

*In fiscal year 2012 the state's total debt outstanding increased 1.2 percent to \$40.99 billion compared to \$40.50 billion in fiscal 2011 and \$37.82 billion in fiscal 2010.*

*Debt issued by Texas state agencies and universities during fiscal year 2012 decreased by 48.5 percent to an aggregate total of \$2.78 billion compared to \$5.41 billion issued in fiscal 2011. Fiscal year 2012 issues included \$2.36 billion in new-money and \$417.8 million in refunding bonds. Other debt issued included \$854.2 million of commercial paper and variable-rate notes and \$0.9 million in lease purchase agreements.*

*Detail on bond transactions can be found in Appendix A, and detail on commercial paper and variable-rate notes can be found in Appendix B.*

#### New-Money and Refunding Issuances Decrease in FY 2012

A total of \$2.78 billion in bonds were issued in fiscal year 2012. Of that amount \$2.36 billion (85.0%) was issued as new money

bonds, a decrease of \$2.26 billion (48.8%) from \$4.62 billion issued during fiscal 2011. The remaining \$417.8 million (15.0%) was issued as refunding bonds, a decrease of \$367.5 million (46.8%) from \$785.3 million issued during fiscal year 2011.

After trending upward since 2003, new money issuances fell to \$2.36 billion, 55.0% below the peak of \$5.26 billion reached at the end of fiscal 2010. Refunding bond issuances fell to less than \$500.0 million, the lowest amount since fiscal 2000 (Figure 2.1).

Of the \$2.36 billion in new-money bonds issued in fiscal 2012, approximately \$564.2 million (23.9%) was issued by the Texas Public Finance Authority (TPFA), approximately \$386.5 million (16.3%) was issued by The University of Texas System (UTS), \$296.8 million (12.5%) was issued by Texas Water Development Board, approximately \$220.9 million (9.3%) was

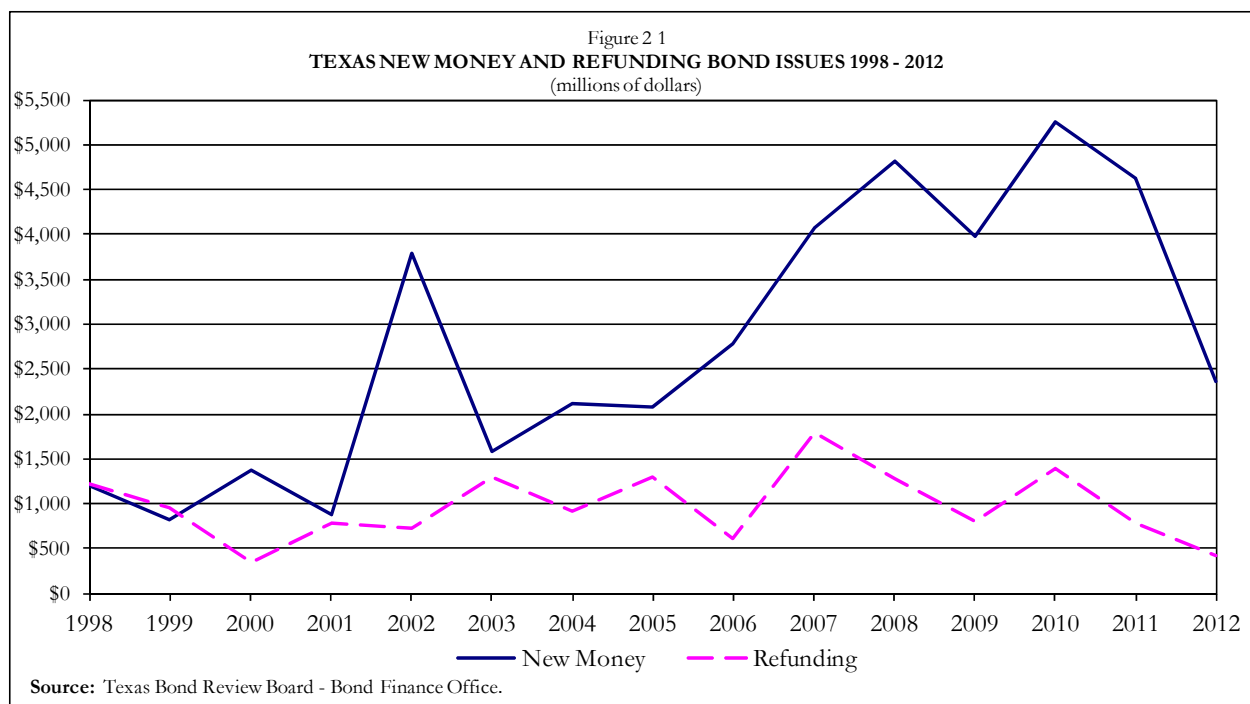


Table 2.1 TEXAS BONDS ISSUED DURING FISCAL 2012 SUMMARIZED BY ISSUER				
ISSUER	REFUNDING BONDS	NEW-MONEY BONDS	TOTAL BONDS ISSUED	New-Money Use of Proceeds
Texas Public Finance Authority	\$ -	\$ 564,180,000	\$ 564,180,000	TWIA Notes and TSU Notes
The University of Texas System	47,465,000	386,520,000	433,985,000	Acquire, purchase, construct, and equip various facilities.
Texas Water Development Board	37,940,000	296,785,000	334,725,000	Water Financial Assistance Bonds for EDAP and SPP
Texas Dept. of Housing & Community Affairs	33,158,283	220,855,000	254,013,283	Single family and multifamily bonds
The Texas A&M University System	71,695,000	211,880,000	283,575,000	Acquire, purchase, construct, and equip various facilities.
University of Houston	75,640,000	211,170,000	286,810,000	Acquire, purchase, construct, and equip various facilities.
Texas Veterans Land Board	-	149,990,000	149,990,000	Veteran's Home Loan Program
Texas Tech University	84,613,141	106,211,859	190,825,000	Acquire, purchase, construct, and equip various facilities.
Texas Higher Education Coordinating Board	-	85,615,000	85,615,000	College Student Loan Program
University of North Texas	29,880,000	50,830,000	80,710,000	Acquire, purchase, construct, and equip various facilities.
Texas State Affordable Housing Corporation	-	32,000,000	32,000,000	Single Family Loan Program
Texas State Technical College	5,990,000	25,185,000	31,175,000	Acquire, purchase, construct, and equip various facilities.
Texas State University System	13,500,000	14,360,000	27,860,000	Acquire, purchase, construct, and equip various facilities.
TPFA Charter School Finance Corp.	-	9,305,000	9,305,000	Orenda Charter School
Texas Women's University	17,915,000	-	17,915,000	Acquire, purchase, construct, and equip various facilities.
<b>Total Texas Bonds Issued</b>	<b>\$ 417,796,424</b>	<b>\$ 2,364,886,859</b>	<b>\$ 2,782,683,283</b>	
Note: Table 2.1 excludes commercial paper and variable-rate notes. See Table B1, Appendix B, for these issuances.				
Source: Texas Bond Review Board - Bond Finance Office.				

issued by the Texas Department of Housing and Community Affairs, approximately \$211.9 million (9.0%) was issued by The Texas A&M University System (TAMUS) and approximately \$211.2 million (8.9%) was issued by the University of Houston System (UHS). Of the \$417.8 million in refunding bonds issued in fiscal 2012, Texas Tech University System issued \$84.6 million (20.3%), UHS issued \$75.6 million (18.1%), TAMUS issued \$71.7 million (17.2%), and UTS issued \$47.5 million (11.4%) (*Table 2.1*).

### Build America Bonds for FY 2012

In fiscal year 2009 the American Recovery and Reinvestment Act of 2009 (ARRA) created Build America Bonds (BABs) that could be issued as Tax Credit BABs or Direct-Payment BABs. Authority to issue BABs expired on December 31, 2010. As of August 31, 2012 Texas Transportation Commission, UTS, TPFA and UHS had \$3.52 billion, \$1.70 billion, \$181.8 million and \$80.0 million of BABs outstanding, respectively.

Under the BABs program, the above issuers have utilized the option for a direct federal subsidy of 35% of interest costs on the debt issued. As of December 1, 2012 the federal government was considering the reduction or elimination of the BABs subsidy to reduce the

federal deficit.

### Interim Financing Increases in FY 2012

Several state agencies and institutions of higher education have established variable-rate debt financing programs that provide financing for equipment or capital projects or provide loans to eligible entities.

As of August 31, 2012 a total of \$6.21 billion was authorized for state commercial paper (CP) or variable-rate note (VRN) programs. Of this amount \$1.14 billion was outstanding at fiscal-year end (*Table B1*), approximately \$107.8 million more than the amount outstanding at fiscal year-end 2011.

Additional information about individual CP and VRN programs is included in Appendix B.

### Projected Issuances in FY2013

Texas state issuers expect to issue approximately \$12.50 billion in bonds, CP and VRN during fiscal 2013 (*Table 2.2*), a projected increase of \$3.86 billion (44.7%) over the amount projected for fiscal 2012.

ISSUER	APPROXIMATE AMOUNT	PURPOSE	APPROXIMATE ISSUE DATE
<b>General Obligation Debt</b>			
<b>Self-Supporting</b>			
Texas Higher Education Coordinating Board	\$125,000,000	New Money College Student Loan Bonds	Jun-13
Texas Higher Education Coordinating Board	9,545,000	Refunding Money College Student Loan Bonds	Jun-13
Texas Public Finance Authority	TBD	Military Value Revolving Loan - Port Of San Antonio Project	FY13
Texas Transportation Commission	1,400,000,000	Texas Mobility Fund	Dec-2012
Texas Transportation Commission	1,200,000,000	Texas Mobility Fund	Dec-2012
Texas Veterans Land Board	100,000,000	Proceeds will be used to augment the Veterans' Housing Assistance Program	Nov-2012
Texas Veterans Land Board	75,000,000	Proceeds will be used to augment the Veterans' Housing Assistance Program	Apr-13
Texas Veterans Land Board	75,000,000	Proceeds will be used to augment the Veterans' Housing Assistance Program	Jul-13
<b>Total Self-Supporting</b>	<b>\$2,984,545,000</b>		
<b>Not Self-Supporting</b>			
Texas Public Finance Authority	TBD	General Obligation Refunding Bonds	FY 13
Texas Transportation Commission	\$1,500,000,000	Prop 12 Highway GO Bonds	Oct-12
Texas Water Development Board	52,133,903	WTF New Money bonds	Dec-12
<b>Total Not Self-Supporting</b>	<b>\$1,552,133,903</b>		
<b>Total General Obligation Debt</b>	<b>\$4,536,678,903</b>		
<b>Non-General Obligation Debt</b>			
<b>Self-Supporting</b>			
Department of Education/TPFA	\$55,000,000	TSU - Various Projects	FY 13
Midwestern State University	TBD	Advanced refund Series 2002 and Series 2003 Bonds	12-Oct
Texas Dept. of Housing and Comm Affairs	78,070,000	Single Family - 2009C-4 Conversion/Remarketing of the Series 2009C Bonds	Sep-12
Texas Dept. of Housing and Comm Affairs	10,000,000	Single Family -Taxable Refunding Bonds	Nov-12
Texas Public Finance Authority	10,140,000	Midwestern State University Refunding Bonds	FY 13
Texas Public Finance Authority	TBD	Texas Windstorm Insurance Association	FY 13
Texas Southern University (State of Texas)	70,250,000	To construct new Robert J. Terry Library	FY 13
Texas State Affordable Housing Corporation	71,000,000	Multi-Family Residential Bond Projects	FY 13
Texas State Technical College	2,000,000	Equipment	FY 13
Texas State University System (SHSU)	4,000,000	SHSU - University Camp - Phase II (Renovation)	Dec-12
Texas State University System (SHSU)	3,750,000	SHSU - Soccer-Track-Tennis Complex (New Construction)	Dec-12
Texas State University System (SHSU)	4,100,000	SHSU - Golf Course (Purchase Existing)	Dec-12
Texas State University System (SHSU)	66,544,000	SHSU - C/MIT/LEMIT/TDCJ Facility (New Construction)	Jul-13
Texas State University System (SHSU)	30,184,800	SHSU - Dining Facility & Residence Hall South (New Construction)	Jul-13
Texas State University System (SHSU)	30,000,000	SHSU - Lowman Student Center Expansion (New Construction)	Jul-13
Texas State University System (SRSU)	7,990,629	SRSU - Fletcher Hall (New Construction and Renovation)	Jul-13
Texas State University System (TxStSM)	56,147,000	TxStSM - Student Housing - West Campus	Dec-12
Texas State University System (TxStSM)	10,000,000	TxStSM - Engineering & Science Building (New Construction)	Jul-13
Texas State University System (TxStSM)	60,468,000	TxStSM - Res Life Housing: West Campus 2 (New Construction)	Jul-13
Texas Transportation Commission	1,700,000,000	State Highway Fund Revenue Bonds	Dec-12
Texas Transportation Commission	1,400,000,000	State Highway Fund Revenue Bonds	Dec-12
The Texas A&M University System	460,000,000	Revenue Financing System Bonds	TBD
The Texas A&M University System	300,000,000	Revenue Financing System Commercial Paper	TBD
The Texas A&M University System - PUF	410,000,000	Permanent University Fund Bonds	TBD
The Texas A&M University System - PUF*	125,000,000	Permanent University Fund Commercial Paper	TBD
The University of Texas System - PUF	500,000,000	Refund outstanding PUF debt; Acquire, purchase, construct, improve, & equip various facilities	TBD
The University of Texas System - PUF*	500,000,000	Provide interim financing for PUF CP Programs for construction and acquisition	TBD
The University of Texas System - RFS	500,000,000	Refund outstanding RFS debt; Acquire, purchase, construct, improve, and equip various facilities	TBD
The University of Texas System - RFS*	1,250,000,000	RFS Commercial Paper Notes to provide interim financing for construction and acquisition	TBD
University of Houston System	20,000,000	Refund Commercial Paper Issued for various UH projects	FY 13
University of Houston System	50,000,000	UH Pharmacy Building	FY 13
University of Houston System	14,100,000	UHD Parking Garage	FY 13
University of Houston System	65,000,000	UH Athletic Facilities	FY 13
University of Houston System	21,725,000	Current refund Series 2003 (TRBs) and Series 2005 (SS)	FY 13
<b>Total Self-Supporting</b>	<b>\$7,885,469,429</b>		
<b>Not Self-Supporting</b>			
-	-		-
<b>Total Not Self-Supporting</b>	<b>\$0</b>		
<b>Total Non-General Obligation Debt</b>	<b>\$7,885,469,429</b>		
<b>Conduit Debt</b>			
TPFA Charter School Finance Corporation	TBD	TBD	FY 13
Texas Dept. of Housing and Comm Affairs	\$75,000,000	Multi-Family Residential Bond Projects	FY 13
<b>Total Conduit</b>	<b>\$75,000,000</b>		
<b>Total All Debt</b>	<b>\$12,497,148,332</b>		

\*Commercial Paper or Variable-Rate Note Program

Source: Texas Bond Review Board - Bond Finance Office.

## General Obligation Debt Outstanding Increases in FY 2012

Texas General Obligation (GO) debt carries a constitutional pledge of the full faith and credit of the state to repay the debt and requires passage of a proposition by a vote of two-thirds of both houses of the Texas Legislature and a majority of Texas voters.

As of fiscal year-end 2012, \$14.25 billion (34.8%) of the state's \$40.99 billion in total debt outstanding was backed by the state's GO pledge, an increase of \$214.3 million (1.5%) from the \$14.03 billion at the end of fiscal 2011 (*Figure 2.2 and Table 2.3*). The increase was primarily the result of approximately \$296.8 million in new money GO debt issued by the Texas Water Development Board and \$150.0 million by the Texas Veterans' Land Board.

The repayment of revenue debt is dependent on project revenue or revenue from a designated fund. The Constitution prohibits any pledge of state funds beyond the current biennium. Investors require a higher rate of interest to compensate for the additional risk associated with revenue debt.

## Conduit Revenue and Component Debt

The state is authorized by statute to issue conduit debt for certain purposes including charter schools, transportation, single family mortgages, multifamily dwellings and economic development. Debt-service for conduit debt is typically provided by project revenue and is secured by a third party.

Although conduit revenue debt obligations bear the name of the agency as the issuer, the agency is not financially liable for the debt beyond the revenues provided by a lease or loan with the third party on whose behalf they are issued. For example the Texas Department of Housing and Community Affairs is not liable for debt service for issuances of its multifamily mortgage revenue bonds beyond the revenues it receives from the borrower that is acquiring, constructing, or renovating the multifamily facility.

Component debt obligations are issued by legally separate units of the agency, and the agency is not financially liable for the debt. For example, the Texas Public Finance Authority (TPFA) is not liable for debt service for issuances of the Texas Public Finance

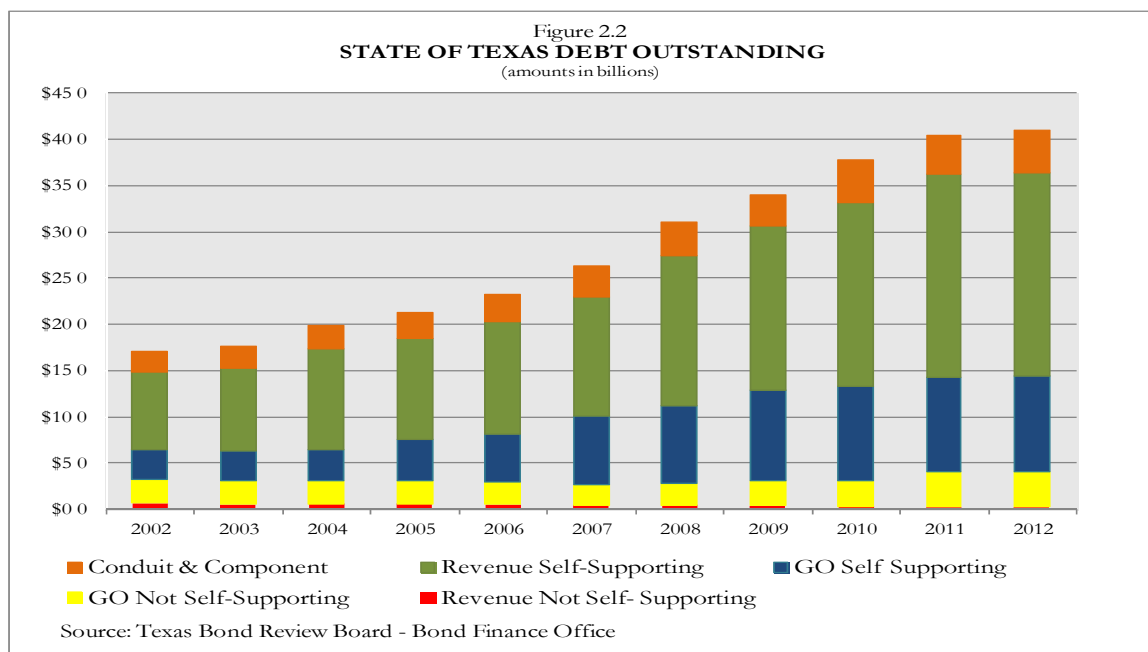
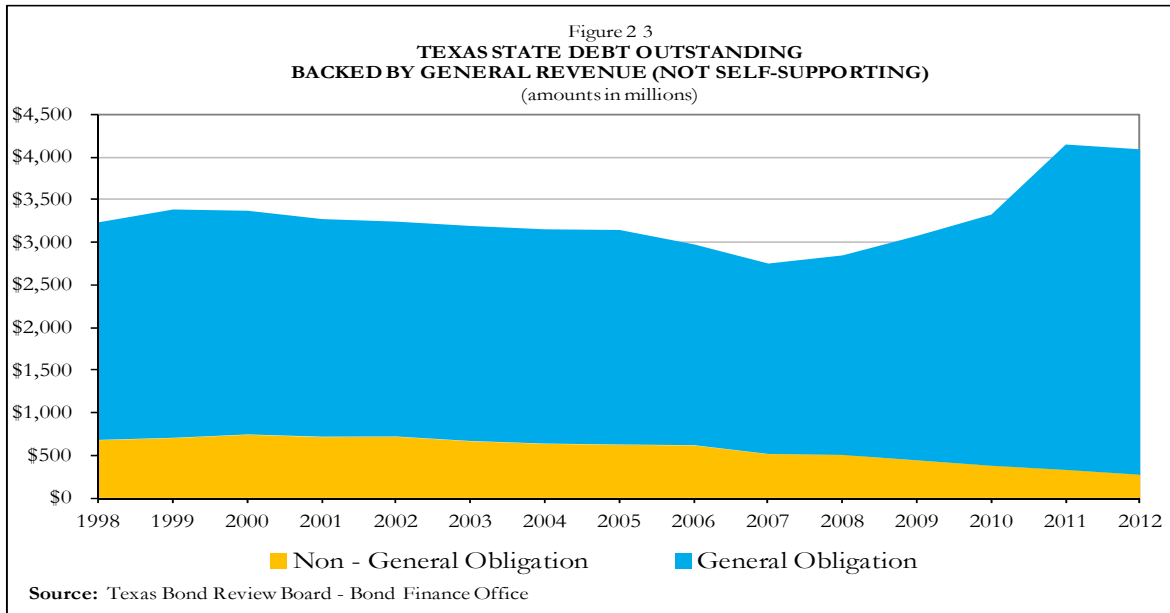


Table 2.3					
STATE OF TEXAS DEBT OUTSTANDING					
(amounts in thousands)					
	8/31/2008	8/31/2009	8/31/2010	8/31/2011	8/31/2012
<b>General Obligation Debt</b>					
<b>Self-Supporting</b>					
Veterans' Land and Housing Bonds	\$1,832,472	\$1,867,107	\$1,970,203	\$2,031,611	\$2,113,682
Water Development Bonds	803,385	986,195	900,855	865,045	1,046,030
Water Development Bonds-State Participation	0	0	139,585	138,840	113,930
Water Development Bonds - WIF	0	0	230,125	226,530	222,200
Economic Development Bank Bonds	45,000	45,000	45,000	45,000	45,000
Park Development Bonds	0	0	0	0	0
College Student Loan Bonds	727,343	708,945	746,380	798,915	825,100
Texas Agricultural Finance Authority	25,000	25,000	9,000	9,000	9,000
Texas Mobility Fund Bonds	4,955,850	6,132,055	6,097,325	6,057,680	6,010,910
Texas Public Finance Authority - TMVRLF	49,595	49,595	49,595	49,145	48,680
<b>Total, Self-Supporting</b>	<b>\$8,438,645</b>	<b>\$9,813,897</b>	<b>\$10,188,068</b>	<b>\$10,221,766</b>	<b>\$10,434,532</b>
<b>Not Self-Supporting<sup>1</sup></b>					
Higher Education Constitutional Bonds <sup>2</sup>	\$51,605	\$54,875	\$49,255	\$40,828	\$32,067
Texas Public Finance Authority Bonds	1,850,644	1,870,530	1,830,410	1,777,810	1,713,250
Cancer Prevention and Research Institute of Texas	0	0	225,000	282,820	358,520
Park Development Bonds	15,164	14,145	12,745	11,340	9,925
Agriculture Water Conservation Bonds	2,575	0	0	0	0
Water Development Bonds - EDAP <sup>3</sup>	172,495	162,805	174,375	194,775	197,100
Water Development Bonds - State Participation	140,130	139,750	38,480	35,580	35,080
Water Development Bonds - WIF	106,120	388,870	383,580	492,260	511,210
TTC GO Transportation Bonds	0	0	0	977,810	957,650
<b>Total, Not Self-Supporting</b>	<b>\$2,338,733</b>	<b>\$2,630,975</b>	<b>\$2,713,845</b>	<b>\$3,813,223</b>	<b>\$3,814,802</b>
<b>Total General Obligation Debt</b>	<b>\$10,777,379</b>	<b>\$12,444,872</b>	<b>\$12,901,913</b>	<b>\$14,034,988</b>	<b>\$14,249,334</b>
<b>Non-General Obligation Debt</b>					
<b>Self-Supporting</b>					
Permanent University Fund Bonds					
The Texas A&M University System	\$434,630	\$577,105	\$611,895	\$644,425	\$730,295
The University of Texas System	1,318,980	1,524,235	1,736,380	1,714,230	1,753,030
College and University Revenue Bonds <sup>4</sup>	7,362,004	8,457,339	9,487,043	10,128,695	10,528,915
Texas Water Resources Finance Authority Bonds	10,740	5,195	0	0	0
Texas Department of Transportation Bonds - CTTS	2,563,947	2,563,222	2,538,949	2,538,949	2,536,049
Texas Department of Housing & Community Affairs - SF	1,393,694	1,434,345	1,463,445	1,290,125	1,278,105
Economic Development Program (Leverage Fund)	6,407	9,332	11,500	20,000	25,000
Veterans' Financial Assistance Bonds	23,987	24,227	23,210	22,220	0
Texas Workforce Commission Unemp Comp Bonds	0	0	0	1,780,960	1,466,625
State Highway Fund	3,076,660	3,091,755	4,252,655	4,078,445	3,963,935
Water Development Board Bonds - State Revolving Fund	1,357,383	1,522,933	1,296,588	924,743	881,493
<b>Total, Self-Supporting</b>	<b>\$17,548,432</b>	<b>\$19,209,688</b>	<b>\$21,421,665</b>	<b>\$23,142,792</b>	<b>\$23,163,447</b>
<b>Not Self-Supporting<sup>1</sup></b>					
Texas Public Finance Authority Bonds	\$321,470	\$278,486	\$232,350	\$198,877	\$162,258
TPFA Master Lease Purchase Program	122,440	107,320	96,635	89,260	76,790
Texas Military Facilities Commission Bonds	18,555	17,350	16,105	14,805	13,450
Parks and Wildlife Improvement Bonds	46,895	41,320	35,615	29,740	23,700
<b>Total, Not Self-Supporting</b>	<b>\$509,360</b>	<b>\$444,476</b>	<b>\$380,705</b>	<b>\$332,682</b>	<b>\$276,198</b>
<b>Conduit, Component and Related Organizations<sup>5</sup></b>					
Texas Windstorm Insurance Association	\$0	\$0	\$0	\$0	\$500,000
Texas Small Business I.D.C. Bonds	99,335	60,000	60,000	60,000	20,000
Texas Dept. of Housing and Community Affairs Bonds - MF	1,221,465	1,223,809	1,200,354	1,100,719	1,075,881
Texas State Affordable Housing Corporation	696,136	568,780	600,796	564,855	432,787
Texas PAB Surface Transportation Corporation	0	0	1,015,000	1,015,000	1,015,000
TPFA Charter School Finance Corporation	10,145	127,740	236,955	253,121	259,621
<b>Total, Conduit, Component and Related Organizations</b>	<b>\$2,027,081</b>	<b>\$1,980,329</b>	<b>\$3,113,105</b>	<b>\$2,993,695</b>	<b>\$3,303,290</b>
<b>Total Non-General Obligation Debt</b>	<b>\$20,084,873</b>	<b>\$21,634,493</b>	<b>\$24,915,475</b>	<b>\$26,469,169</b>	<b>\$26,742,935</b>
<b>Total Debt Outstanding</b>	<b>\$30,862,252</b>	<b>\$34,079,365</b>	<b>\$37,817,388</b>	<b>\$40,504,157</b>	<b>\$40,992,268</b>
<sup>1</sup> Not self-supporting debt (general obligation and non-general obligation) depends solely on the state's general revenue fund for debt service.					
<sup>2</sup> While not explicitly a general obligation or full faith and credit bond, the revenue pledge contained in Constitutional Bonds has the same effect.					
<sup>3</sup> Economically Distressed Areas Program (EDAP) bonds depend on the state's general revenue fund for 90% of their debt service.					
<sup>4</sup> Tuition Revenue Bonds are included in these totals. See Table 2.5.					
<sup>5</sup> This section contains debt that is not a legal liability of the state but rather is backed by third party entities.					
<b>Source:</b> Texas Bond Review Board - Bond Finance Office.					



Authority Charter School Finance Corporation.

As of fiscal year-end 2012, the state had a total of \$3.30 billion of state conduit and component debt outstanding which includes the \$500.0 million of short-term debt issued by TPFA for the Texas Windstorm Insurance Association (TWIA) (*Table 2.3*). TWIA debt was issued on August 1, 2012 to help provide liquidity in the event of a catastrophic hurricane in the period from June 1 to December 1. Since no such event occurred, the TWIA debt is expected to be retired by February 1, 2013.

### General Revenue Supported Debt Decreases in FY 2012

All debt does not have the same financial impact on the state's general revenue. Self-supporting debt relies on sources other than the state's general revenue to pay debt service; thus self-supporting debt does not directly impact state finances. Debt service for not self-supporting debt is primarily derived from the state's general revenue fund and thus draws on the same sources used by the legislature to finance the operation of state government.

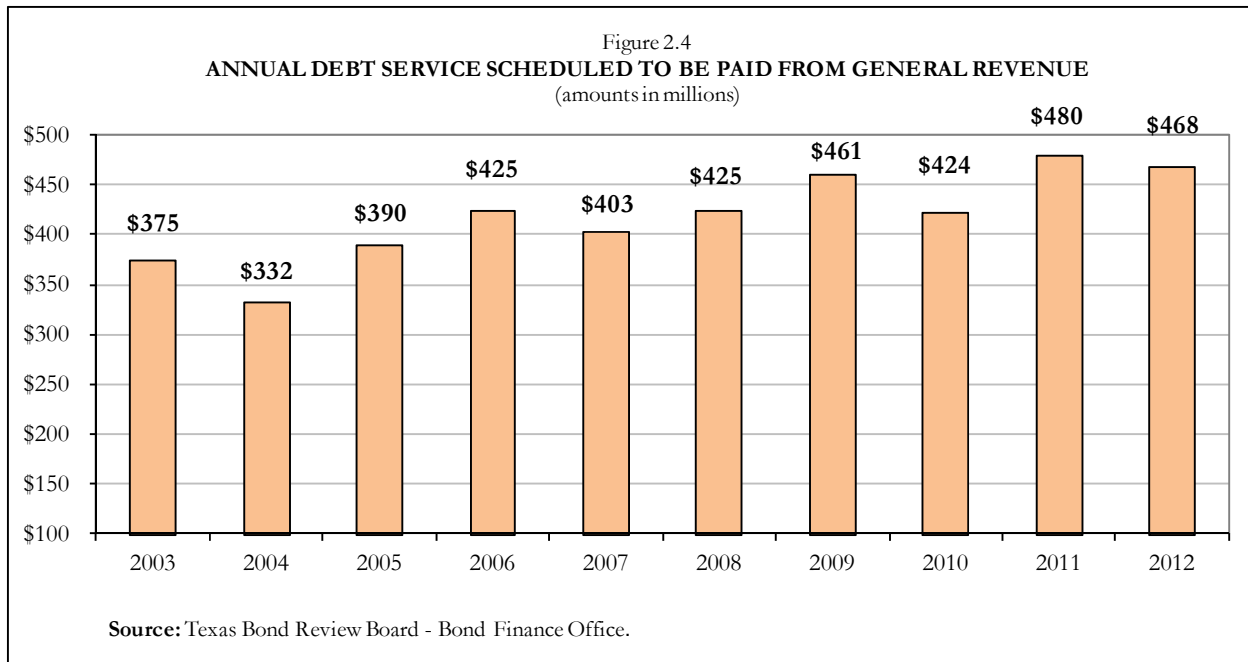
Not self-supporting debt outstanding decreased during fiscal 2012. While Non-GO not self-supporting debt actually decreased by \$56.5 million, GO not self-supporting debt increased by \$1.6 million for an overall net decrease of \$54.9 million (*Figure 2.3*).

As of August 31, 2012 Texas had a total of \$4.09 billion in not self-supporting GO and Non-GO debt outstanding to be repaid from the state's general revenue. By comparison, not self-supporting debt totaled \$4.15 billion in fiscal year 2011, \$3.09 billion in fiscal year 2010 and \$3.08 billion in fiscal 2009.

### Scheduled Debt-Service Payments from General Revenue Decreases in FY 2012

Scheduled debt-service payments from general revenue decreased by 2.7 percent from \$480.4 million in fiscal 2011 to \$467.7 million in fiscal 2012 (*Figure 2.4*). During fiscal years 2009 and 2010 the state scheduled \$460.6 million and \$423.6 million, respectively for debt service from general revenue. (See *Table 2.4* for debt-service requirements by fiscal year for Texas state bonds.) See the *State of Texas Annual Cash Report 2011* published by the Texas Comptroller of Public Accounts for

Table 2.4						
DEBT-SERVICE REQUIREMENTS OF TEXAS STATE DEBT BY FISCAL YEAR						
(amounts in thousands)						
	2013	2014	2015	2016	2017	2018 & beyond
<b>General Obligation Debt</b>						
<b>Self-Supporting</b>						
Veterans' Land and Housing Bonds	\$154,494	\$158,927	\$164,468	\$165,047	\$168,766	\$2,050,704
Water Development Bonds	87,531	93,777	92,183	90,372	93,988	1,212,108
Water Development Bonds - State Participation	6,195	6,195	6,204	5,975	6,491	167,820
Water Development Bonds - WIF	15,009	19,199	19,256	19,260	19,242	243,223
Economic Development Bank Bonds	2,048	2,048	2,048	2,048	2,048	102,224
Park Development Bonds	0	0	0	0	0	0
College Student Loan Bonds	92,753	82,521	82,223	79,746	73,510	788,387
Texas Agriculture Finance Authority	718	720	721	721	720	10,789
Texas Mobility Fund Bonds	343,183	347,885	352,673	357,505	362,456	9,645,128
Texas Public Finance Authority - TMVRLF	3,718	3,719	3,716	3,715	3,715	65,078
<b>Total Self-Supporting</b>	<b>\$705,649</b>	<b>\$714,990</b>	<b>\$723,490</b>	<b>\$724,387</b>	<b>\$730,935</b>	<b>\$14,285,460</b>
<b>Not Self-Supporting<sup>1</sup></b>						
Higher Education Constitutional Bonds <sup>2</sup>	\$10,328	\$10,314	\$7,459	\$1,424	\$1,415	\$4,887
Texas Public Finance Authority Bonds	251,296	244,437	256,301	220,789	168,492	1,295,228
Park Development Bonds	1,878	1,830	1,781	1,740	1,693	2,567
Agriculture Water Conservation Bonds	0	0	0	0	0	0
Cancer Prevention and Research Institute of Texas	35,996	32,092	31,460	30,828	30,196	354,515
Water Development Bonds - EDAP <sup>3</sup>	22,153	22,032	21,888	21,552	21,381	155,279
Water Development Bonds - State Participation	2,119	2,104	2,089	3,809	3,719	39,146
Water Development Bonds - WIF	50,780	49,867	49,016	48,071	47,135	506,094
TTC GO Transportation Bonds	63,559	63,558	63,557	63,559	63,557	1,351,403
<b>Total Not Self-Supporting</b>	<b>\$438,108</b>	<b>\$426,234</b>	<b>\$433,549</b>	<b>\$391,771</b>	<b>\$337,589</b>	<b>\$3,709,118</b>
<b>Total General Obligation Debt Service</b>	<b>\$1,143,757</b>	<b>\$1,141,224</b>	<b>\$1,157,039</b>	<b>\$1,116,159</b>	<b>\$1,068,524</b>	<b>\$17,994,579</b>
<b>Non-General Obligation Debt</b>						
<b>Self-Supporting</b>						
Permanent University Fund Bonds						
The Texas A&M University System	\$55,297	\$55,478	\$55,474	\$55,481	\$55,000	\$892,123
The University of Texas System	116,134	116,172	116,170	116,164	116,240	2,525,406
College and University Revenue Bonds	973,881	973,896	967,901	959,342	932,726	11,694,554
Texas Water Resources Finance Authority Bonds	0	0	0	0	0	0
Texas Department of Transportation Bonds - CTTS	82,675	86,444	90,315	110,260	116,400	6,254,210
Texas Dept of Housing & Community Affairs - SF	129,567	49,681	49,373	50,754	50,136	1,715,781
Economic Development Program (Leverage Fund)	1,996	1,998	1,998	1,997	1,998	29,978
Veterans' Financial Assistance Bonds	0	0	0	0	0	0
Texas Workforce Commission Unemp Comp Bonds	219,824	223,437	228,298	233,925	239,554	644,773
State Highway Fund	314,957	314,950	314,946	314,942	314,952	4,611,010
Water Development Bonds - State Revolving Fund	55,719	61,790	96,058	91,063	83,705	917,846
<b>Total Self-Supporting</b>	<b>\$1,950,052</b>	<b>\$1,883,845</b>	<b>\$1,920,533</b>	<b>\$1,933,927</b>	<b>\$1,910,712</b>	<b>\$29,285,681</b>
<b>Not Self-Supporting<sup>1</sup></b>						
Texas Public Finance Authority Bonds	51,101	50,239	30,076	25,650	20,108	34,184
TPFA Master Lease Purchase Program	14,292	13,629	12,701	10,856	8,908	34,975
Texas Military Facilities Commission Bonds	1,980	1,974	1,674	1,377	1,375	8,601
Parks and Wildlife Improvement Bonds	7,284	3,507	3,445	3,388	3,328	6,493
<b>Total Not Self-Supporting</b>	<b>\$74,657</b>	<b>\$69,348</b>	<b>\$47,896</b>	<b>\$41,271</b>	<b>\$33,719</b>	<b>\$84,252</b>
<b>Conduit, Component and Related Organizations</b>						
Texas Windstorm Insurance Association	\$505,021	\$0	\$0	\$0	\$0	\$0
Texas Small Business I.D.C. Bonds	646	646	646	646	646	25,814
Texas Dept. of Housing & Community Affairs - MF	58,743	58,640	58,699	58,777	58,921	1,766,477
Texas State Affordable Housing Corporation	26,112	29,198	29,256	29,138	29,043	710,452
Texas PAB Surface Transportation Corporation	71,632	71,632	71,632	71,632	71,632	2,351,126
TPFA Charter School Finance Corporation	19,313	19,308	19,315	19,298	19,158	435,224
<b>Total, Conduit, Component and Related Organizations</b>	<b>681,466</b>	<b>179,423</b>	<b>179,548</b>	<b>179,490</b>	<b>179,399</b>	<b>5,289,093</b>
<b>Total Non-General Obligation Debt Service</b>	<b>\$2,706,175</b>	<b>\$2,132,616</b>	<b>\$2,147,976</b>	<b>\$2,154,688</b>	<b>\$2,123,830</b>	<b>\$34,659,027</b>
<b>Total Debt Service</b>	<b>\$3,849,933</b>	<b>\$3,273,840</b>	<b>\$3,305,016</b>	<b>\$3,270,847</b>	<b>\$3,192,354</b>	<b>\$52,653,605</b>
<sup>1</sup> Bonds that are not self-supporting (general obligation and non-general obligation) depend solely on the state's general revenue for debt service.						
<sup>2</sup> While not explicitly a general obligation or full faith and credit bond, the revenue pledge contained in Constitutional Bonds has the same effect. Debt service is paid from annual constitutional appropriation to qualified institutions of higher education from first monies coming into the state treasury not otherwise dedicated by the Constitution.						
<sup>3</sup> Economically Distressed Areas Program (EDAP) bonds do not depend totally on the state's general revenue fund for debt service.						
<b>Notes:</b> The debt-service figures do not include the early redemption of bonds under the state's various loan programs or the Build America Bond subsidy payments.						
Future debt-service payments for variable-rate bonds and commercial paper programs are estimated.						
Detail may not add to total due to rounding.						
<b>Source:</b> Texas Bond Review Board - Bond Finance Office.						



actual debt service paid by the state from General Revenue.

Please note that debt-service requirements for tuition revenue bond (TRB) debt are not included in this analysis. Although college and university revenue debt is payable from a pledge of certain "revenue funds" of the applicable system or institution of higher education, pursuant to authorizations to individual institutions in Chapter 55, Texas Education Code, the legislature has historically appropriated funds in an amount equal to all or a portion of the debt service on tuition revenue debt issued. (For revenue debt outstanding and debt-service requirements for each system or institution, see *Tables 2.5 and 2.6, respectively*.)

### **Texas' Authorized but Unissued Debt Increased in FY 2012**

Authorized but unissued debt is defined as debt that may be issued without further legislative or voter action. As of August 31, 2012 Texas had \$21.57 billion in authorized but unissued debt compared to \$15.01 billion in fiscal 2011 (*Table 2.7*). Of the \$21.57 billion, \$17.99 billion (83.4%) was GO debt: \$10.40

billion (57.8%) was self-supporting and \$7.59 billion (42.2%) was not self-supporting debt. This compares to \$11.54 billion in total not self-supporting authorized but unissued GO debt at fiscal year-end 2011. The increase resulted from the approval of evergreen bonding authority for the TWDB and THECB of \$6.00 billion and \$1.86 billion, respectively.

Authorized but unissued not self-supporting revenue debt totaled \$194.1 million at the end of fiscal 2012 compared to \$212.9 million at fiscal year-end 2011. The remaining authorized but unissued revenue debt was self-supporting and increased from \$3.25 billion to \$3.38 billion because of increases in debt authorized under the Permanent University Fund.

### **Debt Authority – 82<sup>nd</sup> Texas Legislature**

The 82<sup>nd</sup> Legislature appropriated \$256.5 million for Transportation Proposition 12 debt service and \$78.1 million for CPRIT debt service. Additionally, voters approved two constitutional amendments in the November 2011 election that provide the TWDB and

College and University Revenue Debt	FY 2010			FY 2011			FY 2012		
	Non-TRB	TRB	Total	Non-TRB	TRB	Total	Non-TRB	TRB	Total
Midwestern State University	\$65,705	\$21,235	\$86,940	\$63,685	\$19,975	\$83,660	\$61,440	\$18,655	\$80,095
Stephen F. Austin State University	130,595	50,100	\$180,695	124,280	45,200	169,480	116,195	45,095	161,290
Texas Southern University	19,940	64,690	\$84,630	18,345	89,245	107,590	79,820	83,435	163,255
Texas State Technical College System	29,982	10,050	\$40,032	28,983	9,415	38,398	52,978	8,385	61,363
Texas State University System	522,860	206,075	\$728,935	586,240	191,490	777,730	577,365	175,880	753,245
Texas Tech University System	305,077	226,195	\$531,272	315,807	212,270	528,077	354,950	193,850	548,800
Texas Woman's University	47,200	43,735	\$90,935	45,540	41,425	86,965	43,835	37,665	81,500
The Texas A&M University System	1,010,841	580,549	\$1,591,390	1,072,052	532,320	1,604,372	1,210,788	503,450	1,714,238
The University of Texas System	3,951,884	1,078,185	\$5,030,069	4,550,487	1,027,345	5,577,832	4,528,579	1,104,285	5,632,864
University of Houston System	467,191	226,259	\$693,450	487,569	211,968	699,536	664,602	190,083	854,685
University of North Texas System	249,390	179,305	\$428,695	288,510	166,545	455,055	321,870	155,710	477,580
<b>Total Revenue Debt Outstanding</b>	<b>\$6,800,665</b>	<b>\$2,686,378</b>	<b>\$9,487,043</b>	<b>\$7,581,498</b>	<b>\$2,547,197</b>	<b>\$10,128,695</b>	<b>\$8,012,422</b>	<b>\$2,516,493</b>	<b>\$10,528,916</b>
* TRB - Tuition Revenue Bond									
<b>Notes:</b> The debt outstanding figures include the accretion on capital appreciation bonds as of August 31, 2012. All college and university revenue bonds are equally secured by and payable from a pledge of all or a portion of certain "revenue funds" as defined in Chapter 55, Texas Education Code, as amended, of the applicable system or institution of higher education. Historically, however, the state has appropriated funds to the schools in an amount equal to all or a portion of the debt service on revenue bonds issued pursuant to certain specific authorizations to individual institutions in Chapter 55, Texas Education Code ("Tuition Revenue Bonds"). Amounts do not include premium on capital appreciation bonds. Includes commercial paper notes outstanding. Excludes HEAF and PUF debt.									
Source: Texas Bond Review Board - Bond Finance Office.									

THECB with evergreen bonding authority of \$6.00 billion and \$1.86 billion, respectively.

### Debt Authority – 81<sup>st</sup> Texas Legislature, Regular Session

The 81<sup>st</sup> Legislature authorized up to \$4.00 billion in evergreen GO authority for Veterans' Land and Housing Bonds that was approved by voters in 2009. The 81<sup>st</sup> Legislature authorized up to \$707.0 million of Water Development Board debt to be issued as not self-supporting GO debt.

### Debt Authority – 81<sup>st</sup> Texas Legislature, Special Session

The 81<sup>st</sup> Legislature's First Called Special Session authorized no additional GO debt, but appropriated \$100.0 million for debt service during the 2010-2011 biennium for the issuance of \$2.00 billion of Texas Transportation Commission general obligation bonds that had been approved by voters as Proposition 12 in 2007.

As of August 31, 2012 Texas colleges and universities had no meaningful authorized but unissued Tuition Revenue Bond authority.

### Debt Authority – 80<sup>th</sup> Texas Legislature, Regular Session

The 80<sup>th</sup> Legislature authorized more than \$9.75 billion in additional general obligation debt that was approved by the voters at the November 2007 general election. These include: SJR 64 to finance \$5 billion for transportation projects; HJR 90 to finance \$3 billion for cancer research; SJR 65 to finance \$1 billion for capital projects for certain state agencies; SJR 57 to finance \$500 million for student loans and SJR 20 to finance \$250 million for water projects.

In addition, the 80<sup>th</sup> Legislature appropriated debt service for the \$1.86 billion in TRBs authorized by HB 153, 79<sup>th</sup> Legislature, Third Special Session. TRBs are used to finance construction and improvements of infrastructure and related facilities, and their authorization and issuance is not contingent on an appropriation for related debt service. As described above the Texas Legislature has historically appropriated general revenue to reimburse the institutions for TRB debt service. Additionally, the passage of SB 792 increased the State Highway Fund bonding authority from \$3 billion to \$6 billion.

Table 2.6 DEBT-SERVICE REQUIREMENTS OF TEXAS COLLEGE AND UNIVERSITY REVENUE DEBT BY FISCAL YEAR (amounts in thousands)						
College and University Revenue Debt	2013	2014	2015	2016	2017	2018 & Beyond
The University of Texas System - Non-TRB	\$370,030	\$363,175	\$363,086	\$362,494	\$353,270	\$5,804,290
The University of Texas System - TRB	124,566	129,877	129,962	129,963	129,973	833,070
The University of Texas System - TOTAL*	\$494,596	\$493,052	\$493,047	\$492,457	\$483,243	\$6,637,360
The Texas A&M University System - Non-TRB	\$123,651	\$123,201	\$120,122	\$117,826	\$103,005	\$1,281,302
The Texas A&M University System - TRB	54,677	54,603	54,135	53,468	52,411	444,753
The Texas A&M University System - TOTAL	\$178,328	\$177,804	\$174,256	\$171,294	\$155,416	\$1,726,055
Texas Tech University System - Non-TRB	\$30,735	\$31,298	\$31,410	\$31,277	\$30,994	\$390,056
Texas Tech University System - TRB	22,805	22,631	21,734	20,050	20,062	154,608
Texas Tech University System - TOTAL	\$53,540	\$53,929	\$53,144	\$51,327	\$51,056	\$544,664
Texas State University System - Non-TRB	\$52,756	\$52,309	\$52,163	\$50,392	\$49,964	\$648,747
Texas State University System - TRB	23,187	23,258	21,972	21,806	21,803	125,796
Texas State University System - TOTAL	\$75,942	\$75,567	\$74,135	\$72,198	\$71,767	\$774,543
University of Houston System - Non-TRB	\$51,024	\$53,326	\$53,344	\$53,361	\$53,323	\$845,565
University of Houston System - TRB	22,481	22,494	22,502	22,526	22,544	141,277
University of Houston System - TOTAL	\$73,505	\$75,821	\$75,846	\$75,887	\$75,867	\$986,842
The University of North Texas System - Non-TRB	\$26,752	\$26,763	\$26,792	\$26,723	\$26,720	\$388,493
The University of North Texas System - TRB	18,789	18,811	18,954	18,008	17,997	122,346
The University of North Texas System - TOTAL	\$45,541	\$45,574	\$45,746	\$44,730	\$44,718	\$510,839
Texas Woman's University - Non-TRB	\$3,607	\$3,599	\$3,603	\$3,602	\$3,604	\$47,207
Texas Woman's University - TRB	4,649	4,381	4,375	4,379	4,179	30,047
Texas Woman's University - TOTAL	\$8,256	\$7,980	\$7,978	\$7,981	\$7,784	\$77,254
Texas State Technical College System - Non-TRB	\$4,834	\$4,843	\$4,849	\$4,857	\$4,860	\$65,800
Texas State Technical College System - TRB	278	279	281	281	282	1,709
Texas State Technical College System - TOTAL	\$5,111	\$5,122	\$5,130	\$5,138	\$5,142	\$67,509
Stephen F. Austin State University - Non-TRB	\$10,757	\$10,755	\$10,766	\$10,758	\$10,750	\$104,830
Stephen F. Austin State University - TRB	4,450	4,437	4,440	4,436	4,420	38,604
Stephen F. Austin State University - TOTAL	\$15,208	\$15,192	\$15,206	\$15,194	\$15,170	\$143,435
Midwestern State University - Non-TRB	\$5,088	\$5,087	\$5,094	\$4,823	\$4,645	\$72,610
Midwestern State University - TRB	2,158	2,165	2,160	2,156	2,158	13,401
Midwestern State University - TOTAL	\$7,246	\$7,252	\$7,254	\$6,979	\$6,804	\$86,012
Texas Southern University - Non-TRB	\$6,060	\$6,055	\$6,060	\$6,059	\$6,065	\$72,159
Texas Southern University - TRB	10,549	10,549	10,097	10,095	9,697	67,883
Texas Southern University - TOTAL	\$16,609	\$16,604	\$16,157	\$16,155	\$15,761	\$140,042
<b>Total College and University Revenue Debt</b>	<b>\$973,881</b>	<b>\$973,896</b>	<b>\$967,901</b>	<b>\$959,342</b>	<b>\$932,726</b>	<b>\$11,694,554</b>
*Excludes Build America Bond subsidy payments						
<b>Legend:</b> TRB = Tuition Revenue Bonds						
<b>Notes:</b> All college and university revenue bonds are equally secured by and payable from a pledge of all or a portion of certain "revenue funds" as defined in Chapter 55, Texas Education Code, as amended, of the applicable system or institution of higher education. Historically, however, the state has appropriated funds to the schools in an amount equal to all or a portion of the debt service on revenue bonds issued pursuant to certain specific authorizations to individual institutions in Chapter 55, Texas Education Code ("Tuition Revenue Bonds"). The table includes commercial paper, but excludes HEAF and PUF debt.						
<b>Source:</b> Texas Bond Review Board - Bond Finance Office						

Table 2.7 TEXAS DEBT AUTHORIZED BUT UNISSUED (amounts in thousands)					
	8/31/2008	8/31/2009	8/31/2010	8/31/2011	8/31/2012
<b>General Obligation Debt</b>					
<b>Self-Supporting</b>					
Veterans' Land and Housing Bonds	\$147,157	\$68,032	\$2,014,792	\$1,954,414	\$1,873,372
Water Development Bonds	1,974,238	711,825	727,436	765,976	6,499,820
Farm and Ranch Loan Bonds <sup>1</sup>	300,000	300,000	300,000	300,000	300,000
College Student Loan Bonds	600,482	525,482	400,485	275,490	1,310,390
Texas Agricultural Finance Authority Bonds	221,000	221,000	221,000	221,000	221,000
Texas Public Finance Authority - TMVRLF	200,405	200,405	200,405	200,405	200,405
Texas Mobility Fund Bonds	*	*	*	*	*
Texas Rail Relocation and Improvement Fund	*	*	*	*	*
<b>Total Self-Supporting</b>	<b>\$3,443,282</b>	<b>\$2,026,744</b>	<b>\$3,864,119</b>	<b>\$3,717,285</b>	<b>\$10,404,987</b>
<b>Not Self-Supporting <sup>2</sup></b>					
Agricultural Water Conservation Bonds	\$164,840	\$164,840	\$164,840	\$164,840	\$164,840
Higher Education Constitutional Bonds	***	***	***	***	***
Texas Public Finance Authority <sup>3</sup>	4,260,623	3,941,243	3,536,743	3,258,005	3,084,517
Transportation Commission GO Transportation Bonds	5,000,000	5,000,000	5,000,000	4,000,002	4,000,709
Water Development Bonds - EDAP <sup>4</sup>	262,013	296,383	236,854	201,975	186,036
Water Development Bonds - State Participation	0	200,050	179,466	0	0
Water Development Bonds - WIF	0	473,365	204,599	200,000	152,134
<b>Total Not Self-Supporting</b>	<b>\$9,687,476</b>	<b>\$10,075,881</b>	<b>\$9,322,503</b>	<b>\$7,824,822</b>	<b>\$7,588,236</b>
<b>Total General Obligation Debt</b>	<b>\$13,130,758</b>	<b>\$12,102,625</b>	<b>\$13,186,621</b>	<b>\$11,542,107</b>	<b>\$17,993,223</b>
<b>Non-General Obligation Debt</b>					
<b>Self-Supporting</b>					
Permanent University Fund Bonds <sup>6</sup>					
The Texas A&M University System	\$647,901	\$374,182	\$371,613	\$452,371	\$449,640
The University of Texas System	839,020	378,339	245,252	479,362	606,841
College and University Revenue Bonds	**	**	**	**	**
Texas Turnpike Authority Bonds	**	**	**	**	**
Texas Water Resources Finance Authority Bonds	**	**	**	**	**
Texas Water Development Bonds (Water Resources Fund)	**	**	**	**	**
Texas Workers' Compensation Fund Bonds	**	**	**	**	**
Texas Workforce Commission Unemp Comp Bonds	***	***	***	***	***
Nursing Home Liability Insurance	75,000	75,000	75,000	75,000	75,000
FAIR Plan	75,000	75,000	75,000	75,000	75,000
Veterans' Financial Assistance Bonds	795,720	795,720	771,440	771,440	771,440
State Highway Fund Revenue Bonds	2,900,671	2,900,671	1,400,667	1,400,667	1,400,667
Water Development Board - State Revolving Fund	**	**	**	**	**
<b>Total Self-Supporting</b>	<b>\$5,333,312</b>	<b>\$4,598,912</b>	<b>\$2,938,972</b>	<b>\$3,253,840</b>	<b>\$3,378,588</b>
<b>Not Self-Supporting <sup>2</sup></b>					
Texas Public Finance Authority Bonds	\$150,471	\$150,471	\$158,857	\$152,114	\$120,881
TPFA Master Lease Purchase Program	27,560	42,680	52,410	60,740	73,210
Texas Military Facilities Commission Bonds	**	**	**	**	**
<b>Total Not Self-Supporting</b>	<b>\$178,031</b>	<b>\$193,151</b>	<b>\$211,267</b>	<b>\$212,854</b>	<b>\$194,091</b>
<b>Conduit</b>					
Texas Windstorm Insurance Association	***	***	***	***	***
Texas Economic Development Bank Bonds	**	**	**	**	**
Texas Department of Housing & Community Affairs	**	**	**	**	**
Texas State Affordable Housing Corporation	**	**	**	**	**
<b>Total, Conduit</b>	<b>\$0</b>	<b>\$0</b>	<b>\$0</b>	<b>\$0</b>	<b>\$0</b>
<b>Total Non-General Obligation Debt</b>	<b>\$5,511,343</b>	<b>\$4,792,063</b>	<b>\$3,150,238</b>	<b>\$3,466,694</b>	<b>\$3,572,679</b>
<b>Total Debt</b>	<b>\$18,642,101</b>	<b>\$16,894,688</b>	<b>\$16,336,859</b>	<b>\$15,008,801</b>	<b>\$21,565,902</b>
<p>* No bond issuance limit, but debt service on all bonds issued and proposed to be issued pursuant to the Article III, Section 49-k of the Texas Constitution can not be greater than the Comptroller's certified projection that the amount of money dedicated to the fund is equal to at least 110 percent of the debt-service requirements for as long as the obligations are outstanding.</p> <p>** No issuance limit has been set by the Texas Constitution. Bonds may be issued by the agency without further authorization by the Legislature. However, university bonds rated lower than AA- or its equivalent may not be issued without the approval of the Bond Review Board. All bonds must be approved by the Attorney General.</p> <p>*** No bond issuance limit, but HECEB debt service may not exceed \$131.25 million per year; TWIA has an annual limit of \$1 billion in "Class 1," \$1 billion of "Class 2," and \$500 million of "Class 3" public securities; and TWC may not exceed \$2 billion per issuance.</p> <p><sup>1</sup> Effective in November 1995, state voters authorized the use of \$200 million of the existing \$500 million Farm and Ranch Program authority for the purposes of the Texas Agricultural Finance Authority (TAFA). Of the \$200 million, the Bond Review Board has approved an initial amount of \$25 million for the Texas Agricultural Fund Program of TAFA.</p> <p><sup>2</sup> Bonds that are not self-supporting depend solely on the state's general revenue for debt service.</p> <p><sup>3</sup> Includes \$3 billion for cancer prevention that was authorized by state voters in November 2007. Economically Distressed Areas Program (EDAP) bonds do not depend totally on the state's general revenue fund for debt service.</p> <p><sup>5</sup> Issuance of PUF bonds by A&amp;M is limited to 10 percent, and issuance by UT is limited to 20 percent of the cost value of investments and other assets of the PUF, except real estate. The PUF value used is as of August 31, 2012.</p> <p>Source: Texas Bond Review Board - Bond Finance Office</p>					

## **Long-Term Contracts and Lease Purchases**

Long-term contracts and lease or installment-purchase agreements can serve as cost-effective financing alternatives when the issuance of bonds is not feasible or practical. Like bonds, these agreements are a method of financing capital purchases over time, and payments on these contracts and agreements are generally subject to biennial legislative appropriations. Although these contracts and agreements are not classified as state debt, they must be added to debt outstanding to obtain an accurate total of all state debt.

The equipment lease purchases approved by the Bond Review Board are typically financed through the Texas Public Finance Authority's Master Lease Purchase Program and are included in the state's total debt outstanding.

## **Texas Swaps Outstanding**

At the end of fiscal 2012, four state issuers had swap agreements in place: the Veterans Land Board (VLB), The University of Texas System (The UT System), the Texas Department of Housing and Community Affairs (TDHCA) and the Texas Transportation Commission (TTC). Each entered the swap market in 1994, 1999, 2004 and 2006, respectively. As of August 31, 2012 the aggregate notional amount of swaps outstanding at the state level was \$4.76 billion. Interest rate swaps are primarily used as financial-management tools to reduce interest expense and hedge against interest rate, tax, basis and other risks. (See *Appendix C* for a background discussion of swaps and related data.)

State issuers are authorized to enter into swap agreements under the Texas Government Code, Section 1371 which grants special authority to enter into credit agreements. However, the Texas Department of Housing and Community Affairs and the Veterans Land Board have broad authority to enter into swaps under Section 2306.351 of the Texas Government Code and Sections 161.074,

162.052 and 164.010 of the Texas Natural Resources Code, respectively.

At the end of fiscal 2012, the VLB was a party to 46 pay-fixed, receive-variable rate (synthetic fixed-rate) swaps associated with its variable-rate demand bond issues. The total notional amount for these swaps was \$1.72 billion at fiscal year-end 2012. TDHCA had five such swaps on single-family bonds totaling \$286.3 million in notional amount and the UT System had six Revenue Financing System agreements and two Permanent University Fund agreements totaling \$1.34 billion in notional amount. TDHCA had four such swaps for multi-family bond issuances totaling \$52.0 million that are conduit debt.

Additionally, at the end of fiscal 2012 VLB had two outstanding basis rate (pay-variable, receive-variable) swaps with \$65.1 million in notional amount that were associated with variable-rate demand debt issues. The UTS had four Revenue Financing System agreements and two PUF agreement totaling \$889.8 million in notional amount. The TTC had three basis swaps outstanding with \$400.0 million in notional amount as of fiscal year-end 2012.

The Net Fair Values for the swap agreements in place at the end of fiscal 2012 for the four state issuers were as follows: VLB, negative \$390.2 million; The UT System, negative \$326.1 million; TDHCA, negative \$22.6 million; and TTC, positive \$25.1 million. A negative value indicates that the state issuer would owe its counterparties the net amounts indicated if the swaps were terminated. (See *Tables C1 and C2 in Appendix C* for details regarding Texas' interest rate swaps outstanding and fair value data at August 31, 2012.)

At fiscal year-end 2012, estimated debt-service requirements and net swap payments for VLB's pay-fixed, receive-variable swaps totaled \$2.32 billion; and that of The UTS

totaled \$2.15 billion. TDHCA had only synthetic fixed-rate swaps outstanding, the estimated debt-service requirements and net swap payments for which totaled \$463.3 million. TTC had three basis swaps outstanding, the estimated debt-service requirements and net swap payments for which totaled \$1.78 billion, UTS had six basis swaps outstanding, the estimated debt-service

requirements and net swap payments for which totaled \$797.0 million. VLB had two basis swaps outstanding, the estimated debt-service requirements and net swap payments for which totaled \$34.4 million. (See *Table C3 and Table C4 in Appendix C* for debt-service requirements of debt outstanding and net interest rate swap payments.)

## Chapter 3

### State Bond Issuance Costs

*Excluding issuances of conduit and private placement debt, during fiscal 2012 the weighted average of issuance cost for state bond issuers was \$6.58 per \$1,000 compared to \$5.74 per \$1000 for fiscal 2011. The issuances ranged in size from \$5.2 million to \$265.5 million. Appendix A of this report details the issuance costs associated with each of these issues as well as the conduit and private placement issues.*

#### Issuance Costs for Texas Bond Issuers

In fiscal 2012 the average issue size for Texas' state issuers decreased to \$98.6 million from \$273.1 million in fiscal 2011 (Table 3.1). Excluding conduit and private placement issues, seven (33.3%) of the 21 transactions completed in fiscal 2012 were \$100.0 million or greater in size, compared to ten (52.6%) of the 19 transactions completed in fiscal 2011.

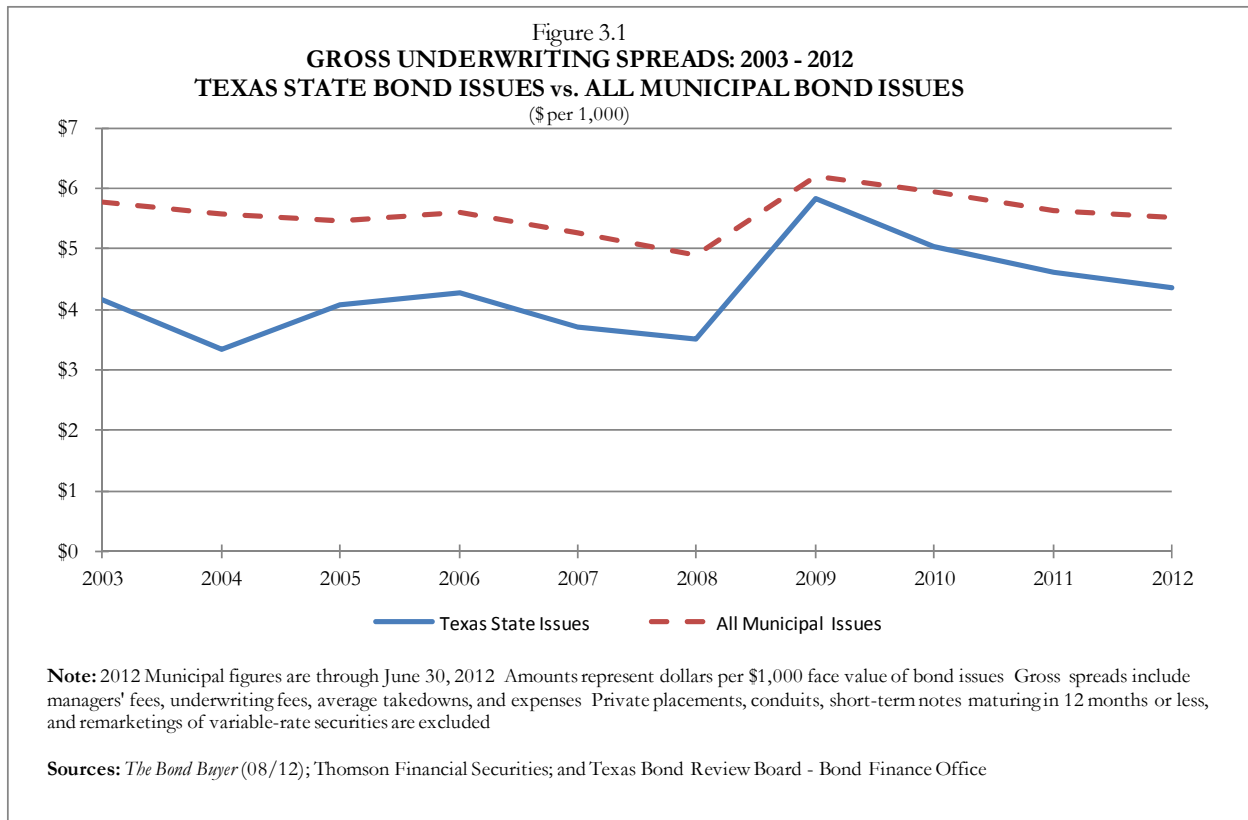
In fiscal 2012 the weighted average underwriting spread accounted for 66.4 percent of all issuance costs, and the weighted average underwriting spread per issue declined to \$4.37 in fiscal 2012 from \$4.62 in fiscal

2011. (See *Comparison of Issuance Costs by Transaction Sizes*).

The weighted average underwriting spread decreased in fiscal 2012 and returned to levels last seen in fiscal years 2003-2008, when the weighted average underwriting spreads ranged from \$3.33 to \$4.28 per \$1,000 (Figure 3.1). Underwriters' spreads began to increase during fiscal 2009 due to higher underwriting risk in the municipal bond market caused by the financial downturn and the higher issuance costs associated with the introduction of Build America Bonds (BABs). The BABs program expired on December 31, 2010.

Because transactions were smaller in fiscal 2012, Other Issuance Costs (bond counsel, financial advisor, rating agency, printing and other costs) per \$1000 increased by 97.3 percent in fiscal 2012 to an average of \$2.21 per \$1,000 per issue (\$217,843) compared to \$1.12 per \$1,000 (\$304,691) in fiscal 2011.

Table 3 1 WEIGHTED AVERAGE ISSUANCE COSTS FOR TEXAS BOND ISSUES (Excludes Private Placement, Conduits and Remarketings)						
	Fiscal 2011			Fiscal 2012		
	Count	Average Cost Per Bond Issue	Average Cost Per \$1,000 of Bonds Issued	Count	Average Cost Per Bond Issue	Average Cost Per \$1,000 of Bonds Issued
Average Issue Size (In Millions)	19	\$273.1		21	\$98.6	
Costs of Issuance:						
Underwriter's Spread:						
Takedown	19	\$1,140,039	\$4.17	21	\$326,685	\$3.31
Spread Expenses	19	51,250	0.19	19	53,662	0.52
Underwriter's Counsel	17	43,851	0.15	17	31,518	0.32
Other Underwriter's Spread Costs*	8	74,054	0.37	12	52,102	0.62
Underwriter's Spread Subtotal	19	\$1,261,705	\$4.62	21	\$430,523	\$4.37
Other Issuance Costs:						
Bond Counsel	19	97,896	0.36	21	62,244	0.63
Financial Advisor	18	70,095	0.28	19	57,011	0.66
Printing	19	2,257	0.01	19	2,570	0.03
Other	19	49,405	0.22	21	32,753	0.33
Other Issuance Costs Subtotal	19	\$218,143	\$0.80	21	\$148,904	\$1.51
Rating Agencies:						
Moody's	19	39,426	0.14	18	38,040	0.38
Standard & Poor's	12	42,235	0.11	16	29,500	0.26
Fitch	13	29,885	0.08	13	22,385	0.22
Rating Agency Costs Subtotal	19	\$86,548	\$0.32	21	\$68,939	\$0.70
<b>Total</b>	<b>19</b>	<b>\$1,566,396</b>	<b>\$5.74</b>	<b>21</b>	<b>\$648,366</b>	<b>\$6.58</b>
<b>Note:</b> Figures exclude bond insurance premiums						
* Management Fee, Structuring Fee or Underwriter's Risk						
<b>Source:</b> Texas Bond Review Board						



### Underwriting Costs for Texas Bond Issuers Compared to National Costs

Excluding conduit and private placement issuances, during fiscal 2012 Texas' state bond issuers paid lower average underwriting fees compared to the national averages (*Figure 3.1*). This difference is partially explained by the generally higher credit quality of Texas issuers. Statistics published by Thomson Financial Securities Data show that underwriting spreads paid by issuers nationally averaged \$5.53 per \$1,000 compared to Texas' average of \$4.37 per \$1,000.

During fiscal 2012 Texas issuers saw lower weighted average underwriting costs in both negotiated and competitive transactions when compared to the national averages as reported by Thomson Financial Securities (*Figure 3.2*). Texas' average of \$4.53 per \$1,000 for negotiated sales and \$2.83 per \$1,000 for competitively bid sales were 17.0 percent and 52.3 percent below the national averages, respectively. As before, this difference is

partially explained by the generally higher credit quality of Texas issuers.

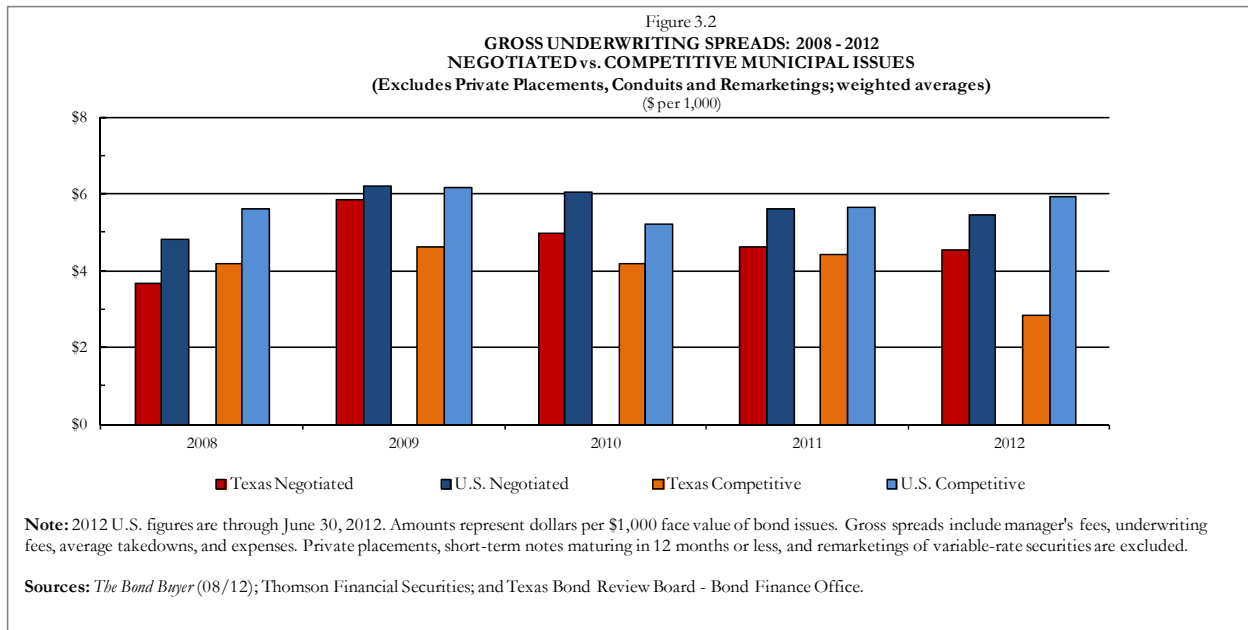
### Comparison of Issuance Costs by Transaction Size

Larger bond issues have a higher total cost of issuance than smaller issues, but larger issues usually have a lower cost per \$1,000 because certain fixed costs of issuance including some legal and financial advisory services and document drafting fees do not vary proportionately with the size of the bond issue.

Texas' issuance costs were lower during fiscal 2012 than those experienced during fiscal 2008-2011 (*Figure 3.3*). Appendix A details the issuance costs for each transaction in fiscal 2012.

### Trends in State Bond Issuance Costs in 2012

The characteristics of 21 non-conduit bond transactions were reviewed to determine



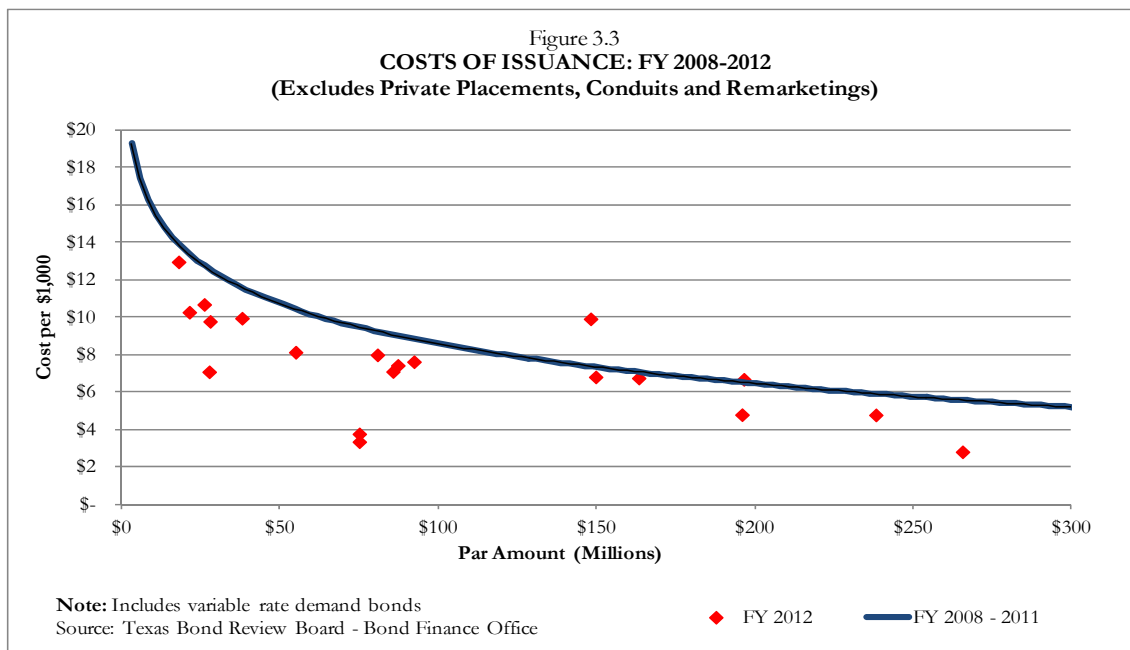
trends in issuance costs during fiscal 2012. Of those, 17 were negotiated sales and four were competitive sales. Of the 17 negotiated sales, one was less than \$25 million in size, four were from \$25-\$49 million, six were from \$50-\$99 million, two were from \$100-\$149 million and four were from \$150 million and above.

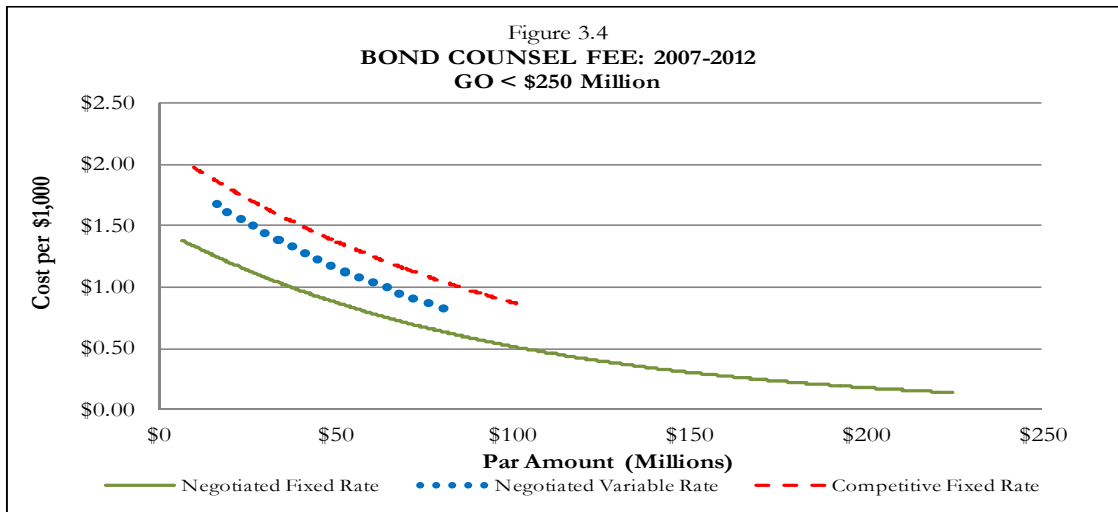
As in the past, the cost per \$1,000 in fiscal

2012 decreased as transaction size increased (*Figure 3.3*).

### Historical Trends in Issuance Costs for State General Obligation Bonds

Four component fees comprise most of the costs of issuing bonds: bond counsel, financial advisor, underwriters' spread and credit rating agencies. To benchmark these fees on a cost per \$1,000 basis for state general obligation





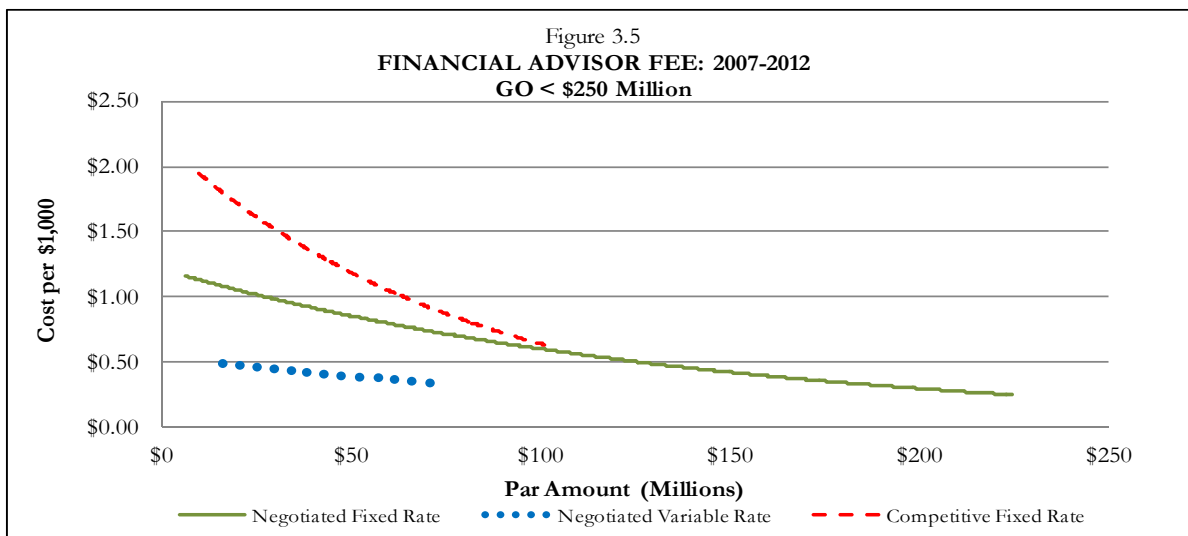
(GO) issues of less than \$250 million, data from fiscal years 2007-2012 is shown graphically in the figures that follow (*Figures 3.4, 3.5, 3.6 and 3.7*). Each cost of issuance component has been compared by method of sale (negotiated vs. competitive) and by financing structure (fixed-rate vs. variable-rate debt).

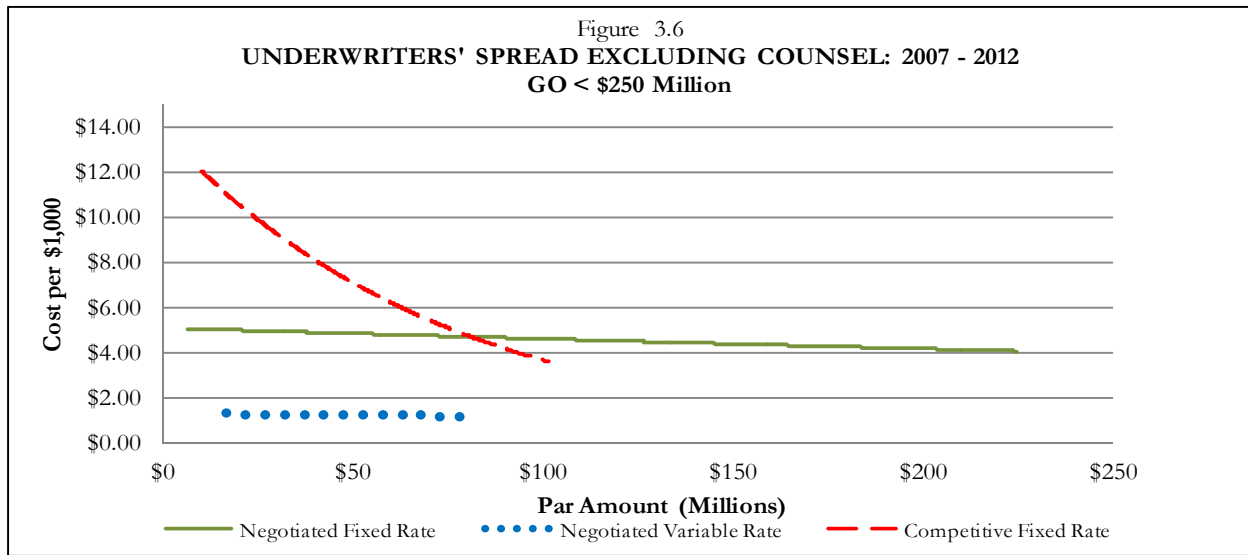
Cost of issuance data was obtained from GO transactions for four agencies and one institution of higher education. A total of 51 issuances were completed in fiscal years 2007-2012 with an average par amount of \$92.0 million. Of the 51 issuances, 28 were negotiated fixed-rate issues, 16 were

negotiated variable-rate issues, seven were competitive fixed-rate issues and none were competitive variable-rate issues.

*Figure 3.4* shows the bond counsel cost per \$1,000 for the 51 transactions. During fiscal years 2007-2012, negotiated sales had lower cost per \$1,000 compared to competitive sales. Both negotiated and competitive sales had lower cost per \$1,000 as transaction size increased.

*Figure 3.5* shows the cost per \$1,000 for the 48 transactions with a financial advisor fee. Competitive transactions had a higher cost across all transactions, and variable-rate





issuances had a lower cost per \$1,000 than fixed-rate issues.

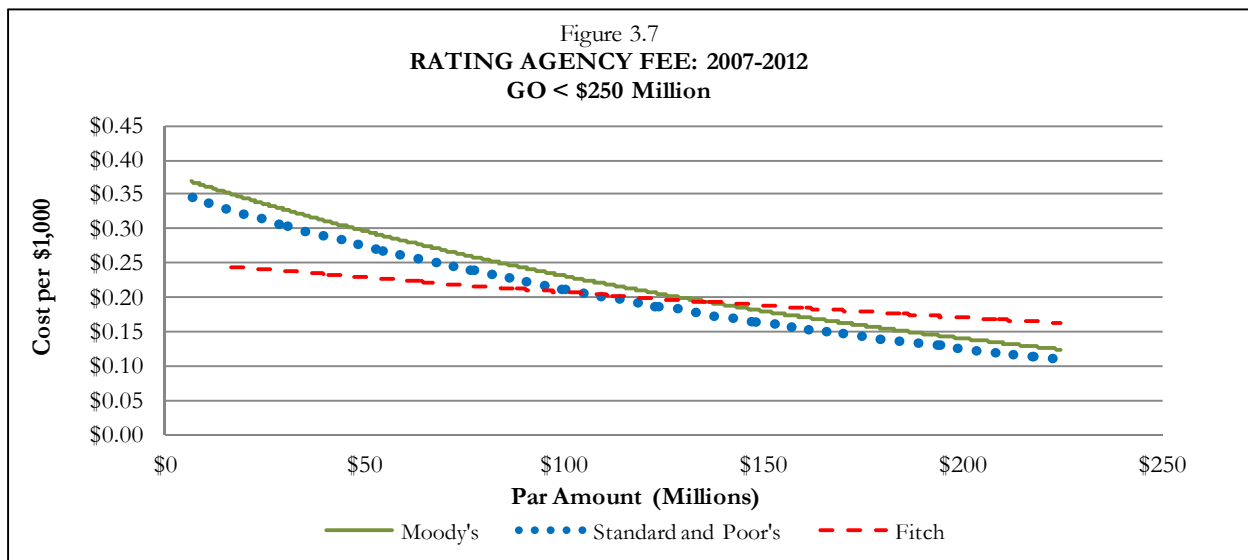
Figure 3.6 shows the underwriters' spread for negotiated sales that exclude underwriters' counsel fees that are generally not present in competitive sales. Competitive fixed-rate issuances generally had higher costs than negotiated fixed-rate issuances.

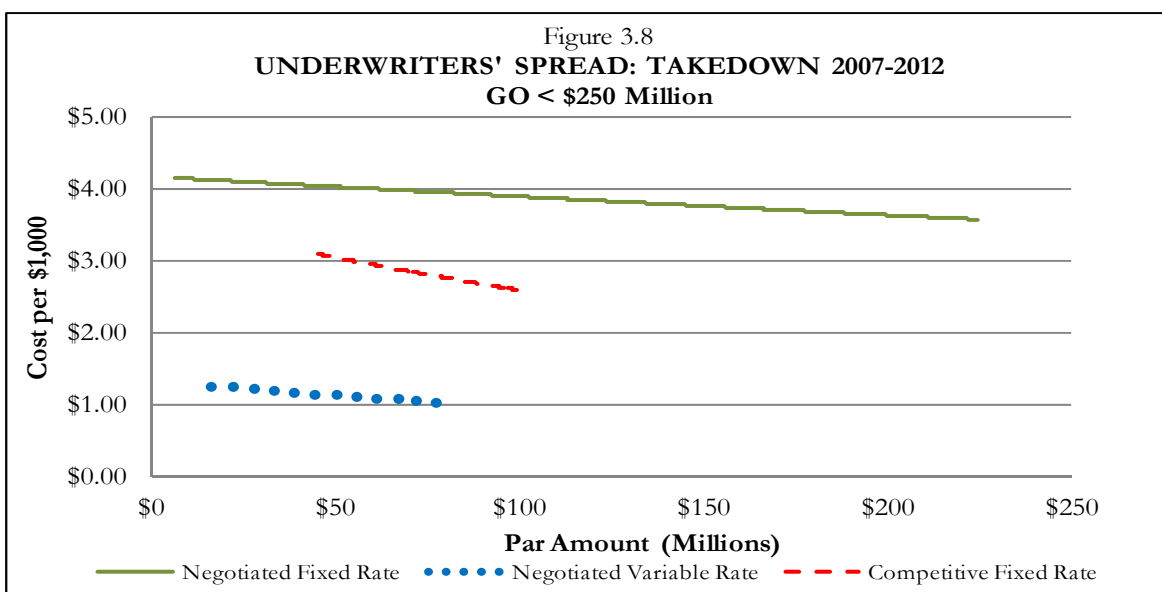
Figure 3.7 shows the cost per \$1,000 for fees for the three major rating agencies: Moody's, Standard and Poor's (S&P) and Fitch. For smaller transaction sizes, Moody's and S&P

had higher costs per \$1,000, but as transaction size increased, they became the lowest of the three. Fitch costs per \$1,000 were lower for smaller transactions sizes but were the highest for larger transactions.

Figures 3.8, 3.9, and 3.10 further analyze underwriters' spread by takedown, spread expenses and underwriters' counsel for 51 issuances that occurred between fiscal years 2007-2012.

Figure 3.8 shows takedown costs per \$1,000 by par amount. Overall, negotiated fixed-rate





sales had the highest cost per \$1,000, and negotiated variable-rate sales had the lowest cost per \$1,000.

Figure 3.9 shows cost per \$1,000 for spread expenses. Negotiated fixed-rate sales had a higher cost per \$1,000, and negotiated variable-rate sales had the lowest cost per \$1,000.

Figure 3.10 shows underwriters' counsel cost per \$1,000. For smaller transactions negotiated variable-rate sales resulted in a higher cost per \$1,000 than negotiated fixed-

rate sales. As transaction size increased, negotiated variable-rate sales had a lower cost per \$1,000. Figure 3.10 compares negotiated transactions by financing structure only since underwriters' counsel fees are typically not present in competitive sales.

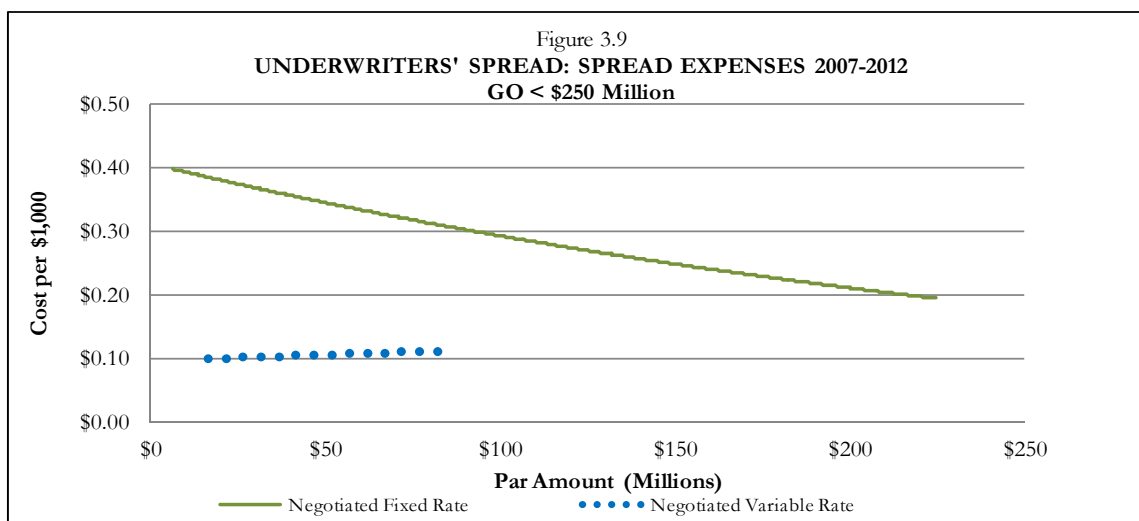
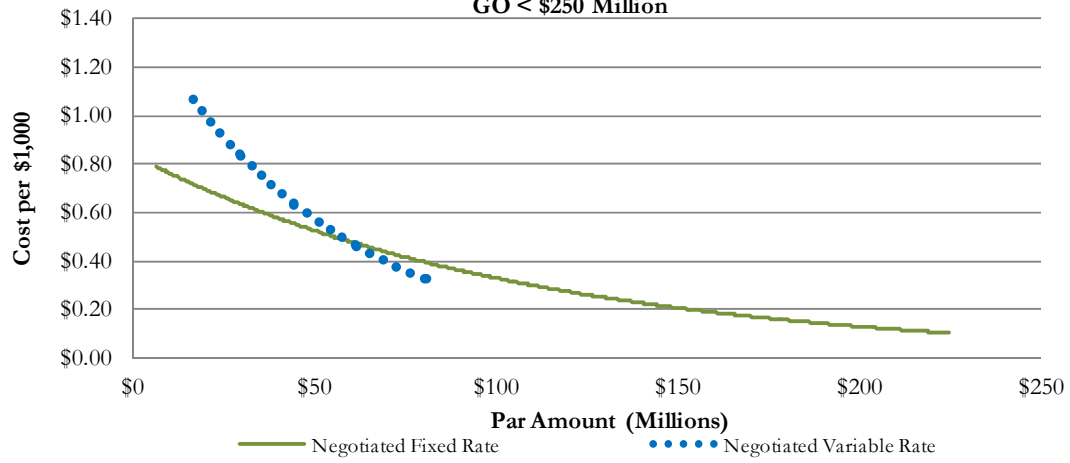


Figure 3.10  
**UNDERWRITERS' COUNSEL: 2007 - 2012**  
**GO < \$250 Million**



## Chapter 4

### Texas Private Activity Bond Allocation Program and Other Bonding Authority

*Texas again experienced an increase in volume cap for the Program Year 2012 Private Activity Bond (PAB) Allocation Program. The 2012 volume cap was set at \$2,439,094,695, an increase of \$50.3 million (2.1%) over the calendar 2011 cap. The total size of the PAB program including 2012 volume cap and carryforward, was \$5.39 billion, a 5.3 percent decrease of the 2011 total. As of November 15, 2012, \$864.0 million had been allocated and application requests totaled \$2.48 billion, an increase of 5.33 percent from Program Year 2011.*

*As of December 1, 2012 Texas had no remaining unencumbered Hurricane Ike authority although, Texas had \$252.4 million in unused Qualified Energy Conservation Bond authority.*

#### Volume Cap

Texas is second only to California in population and resulting volume cap. Texas experienced an increase in volume cap for the 2012 PAB Allocation Program. Based on its population, the 2012 volume cap was set at \$2,439,094,695, an increase of \$50.3 million (2.1%) over the calendar 2011 cap of \$2,388,828,295.

The increase in the amount of volume cap allocation can be attributed not only to the

growth of the state's population, but also to federal legislation that increased the per-capita formula. On December 20, 2000 federal legislation was passed that accelerated the increase in private-activity volume cap, the first such increase since the Tax Reform Act of 1986. The cap phase-in began January 1, 2001 when the limit was increased from \$50 per capita to \$62.50 per capita. The second part of the plan occurred in January 2002 when the cap multiplier increased to \$75 per capita or \$225 million, whichever is greater. The multiplier was indexed to inflation beginning in 2003 resulting in increases in 2007, 2008, 2009 and 2011 to the current level of \$95 per capita.

Including 2012 volume cap and carryforward, for Program Year 2012 the state had a total of \$5.39 billion of volume cap available among the six subceilings of which \$864.0 million (16.0%) had been allocated as of November 15, 2012 (*Table 4.1*).

Issuer demand during the 2012 Program Year increased compared to the 2011 Program Year. Roughly 17.9 percent of the available 2012 volume cap had been requested before the August 15<sup>th</sup> collapse compared to 34.5

Table 4.1 STATE OF TEXAS PRIVATE ACTIVITY BOND ALLOCATION PROGRAM 2012 AVAILABLE VOLUME CAP vs. ALLOCATION AMOUNTS (as of November 15, 2012)					
SUBCEILING	AVAILABLE* VOLUME CAP	PERCENT OF TOTAL	ISSUED 2012 ALLOCATION	ISSUED CARRYFORWARD ALLOCATION	ISSUED PERCENT OF TOTAL
Single Family Housing	\$ 2,055,400,434	38.1%	\$ 108,831,078	\$ 273,175,100	7.1%
State-Voted Issues	520,127,576	9.6%	-	99,995,837	1.9%
Small Issue IDBs	48,781,894	0.9%	10,000,000	-	0.2%
Multifamily Housing	587,505,833	10.9%	90,325,000	20,100,000	2.0%
Student Loan Bonds	762,554,100	14.1%	-	-	0.0%
All Other Issues	1,416,030,496	26.3%	261,535,000	-	4.9%
<b>TOTAL</b>	<b>\$ 5,390,400,333</b>	<b>100.0%</b>	<b>\$ 470,691,078</b>	<b>\$ 393,270,937</b>	<b>16.0%</b>
*Includes carryforward amounts. Carryforward is reserved volume cap from the prior 3 years. <b>Source:</b> Texas Bond Review Board - Private Activity Bond Program.					

<p>Table 4.2</p> <p><b>STATE OF TEXAS</b></p> <p><b>PRIVATE ACTIVITY BOND ALLOCATION PROGRAM</b></p> <p><b>2012 REQUESTED VOLUME CAP</b></p>			
<b>SUBCEILINGS</b>	<b>AVAILABLE ALLOCATION*</b>	<b>REQUESTED ALLOCATION*</b>	<b>REQUESTS AS A % OF AVAILABILITY</b>
Mortgage Revenue Bonds	\$ 2,055,400,434	\$ 977,001,578	47.5%
State-Voted Issue Bonds	520,127,576	200,000,000	38.5%
Industrial Development Bonds	48,781,894	10,000,000	20.5%
Multifamily Rental Project Bonds	587,505,833	363,310,000	61.8%
Student Loan Bonds	762,554,100	300,000,000	39.3%
All Other Bonds Requiring Allocation	1,416,030,496	625,000,000	44.1%
<b>TOTALS</b>	<b>\$ 5,390,400,333</b>	<b>\$ 2,475,311,578</b>	<b>45.9%</b>
<p>*Includes carryforward amounts. Carryforward is reserved volume cap from the prior 3 years.</p> <p><b>Source:</b> Texas Bond Review Board - Private Activity Bond Program.</p>			

percent for 2011. However, after the 2012 collapse, the Bond Review Board (BRB) received \$2.04 billion in requests which is 34.1 percent greater than the \$1.52 billion in 2011. Applications received for Program Year 2012 including carryforward requests, totaled \$2.48 billion or 45.9 percent of the total available allocation of \$5.39 billion (*Table 4.2*), an increase of 5.4 percent from the \$2.35 billion of the available allocation requested in 2011. As of November 15, 2012 all requests for reservations had been granted.

### Decreasing Allocation Trend Reverses Course

Excluding carryforward, as of November 15, 2012, \$470.7 million (19.3%) of Program Year 2012 volume cap had been allocated. As of the same date in Program Years 2009, 2010 and 2011, \$454.5 million (20.8%) \$665.6 million (29.8%), and \$218.3 million (9.14%), respectively of volume cap (excluding carryforward) had been allocated. Until 2012 overall applications received, as well as amount requested had decreased as a result of turmoil in the bond market that began in the summer of 2008. (*Table 4.3*). Many issuers have been waiting for market conditions to improve before seeking volume cap, or they applied for volume cap with the intention of converting it to carryforward. Although

market conditions negatively affected every subceiling, student loan transactions suffered the greatest adverse impact as they received no 2012 volume cap allocation.

As of November 15, 2012 no mortgage revenue bonds (MRBs) had closed utilizing Program Year 2012 volume cap; however, issuers had converted \$108.8 million of Program Year 2012 volume cap to mortgage credit certificate (MCC) programs. Issuers used approximately \$78.1 million and \$195.1 million to close MRBs and MCC programs, respectively using their carryforward volume cap. Multifamily issuers closed 13 projects as of November 15, 2012 using \$20.1 million of carryforward and \$90.3 million of volume cap compared to seven projects closing in 2011. The Texas Higher Education Coordinating Board closed \$100.0 million for student loan bonds using 2011 carryforward. Exempt facility bond issuers closed \$261.5 million of 2012 volume cap.

At the beginning of Program Year 2012, the carryforward amount of \$2.95 billion was nearly 1.2 times the 2012 Program Year volume cap of \$2.44 billion, and many issuers that applied for a reservation were forced to use carryforward volume cap (as required by IRS Code) before using 2012 volume cap.

<p style="text-align: center;">Table 4.3  <b>STATE OF TEXAS</b>  <b>PRIVATE ACTIVITY BOND ALLOCATION PROGRAM</b>  <b>2007 TO 2012 ISSUED ALLOCATION</b>                      (as of November 15, 2012)</p>						
YEAR	AVAILABLE ALLOCATION*	REQUESTED ALLOCATION*	ISSUED VOLUME CAP ALLOCATION	ISSUED CARRYFORWARD ALLOCATION	NUMBER OF APPLICATIONS RECEIVED	ISSUED AS A % OF AVAILABILITY
2007	\$ 2,706,075,313	\$ 4,337,117,191	\$ 1,621,413,094	\$ 305,686,309	275	71.2%
2008	2,761,028,210	4,546,105,466	970,197,105	121,375,000	200	39.5%
2009	4,469,135,614	3,596,975,154	454,507,171	490,822,200	78	21.2%
2010	5,407,133,424	3,823,263,059	665,647,470	901,700,000	77	29.0%
2011	5,689,632,247	2,347,909,307	218,295,000	618,375,135	59	14.7%
2012	5,390,400,333	2,475,311,578	470,691,078	393,270,937	53	16.0%
*Includes carryforward amounts. Carryforward is reserved volume cap from the prior 3 years. <b>Source:</b> Texas Bond Review Board - Private Activity Bond Program						

Even though more carryforward was available than current year volume cap, less carryforward (\$393.3 million) was allocated than actual 2012 volume cap (\$470.7 million) during the program year (*Figure 4.1*). Project requests after the August 15<sup>th</sup> collapse date were not subject to Subceiling limits, and because closing dates generally extend into the next program year, issuers were able to convert their reservations into carryforward. This cycle of issuers not using current year volume cap will likely continue for several years as issuers with carryforward must close that volume cap before using current year volume cap.

As of November 15, 2012 \$527.3 million (21.6%) of the state's 2012 PAB volume cap remains unencumbered. A substantial portion of that amount may be converted to carryforward.

### 82<sup>nd</sup> Legislature Changes

House Bill (HB) 2911 simplified the reservation process for Higher Education Authorities (HEAs) in Subceiling #5. Prior to the change, HEAs were required to provide evidence of student loan need-based demand. HEAs that were able to show the greatest demand received weighted reservations and thus the largest allocations. HB 2911 redefined the assignment of student loan bond allocation to equal the total amount of the allocation for the student loan subceiling

divided by the number of qualified HEAs thus removing the need-based provisions.

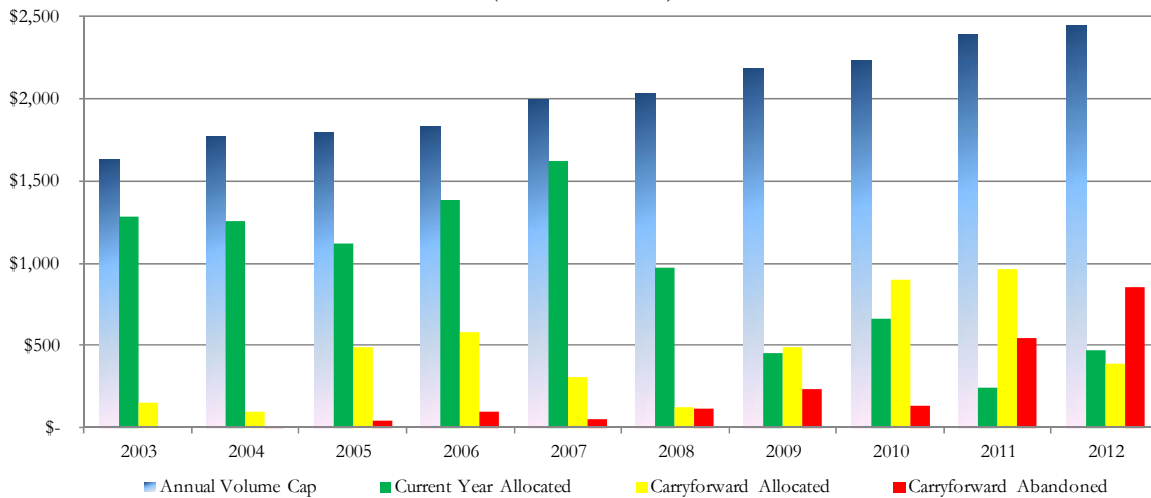
### Prior Legislative Changes

The 81<sup>st</sup> Legislative Session (2009) passed Senate Bill 2064 to provide issuers using PAB authority with increased flexibility during difficult market conditions such as those experienced in fiscal year 2009, and to respond to the announcement of new federal bond programs and new federal guidelines for the existing Program.

SB 2064 made the following changes both to the Program and also to the responsibilities of the BRB:

- If designated by the applicable state official, the BRB is now authorized to administer other bond authority programs created by federal legislation;
- The BRB now has specific authority to administer and create rules for any additional state ceiling that may be created by federal legislation;
- Certain facilities including sewage facilities, solid waste disposal and qualified hazardous waste facilities are now permitted to include multiple projects on one application but are still required to pay an application fee for each facility;

Figure 4.1  
**STATE OF TEXAS**  
**PRIVATE ACTIVITY BOND ALLOCATION PROGRAM**  
**Current Year vs. Carryforward Allocated**  
(amounts in millions)



\* 2009 and 2010 Carryforward numbers also include HERA cap  
Source: Texas Bond Review Board - Private Activity Bond Program.

- The project limit for single-family and multifamily issuers was increased to \$40.0 million and \$20.0 million, respectively;
- The single-family utilization percentage was modified so that an issuer who has a low utilization percentage would, at a minimum receive 25 percent of their available allocation, and an issuer who has an utilization percentage above 80 percent will receive 100 percent of their available allocation;
- Issuers subject to an utilization percentage will not be penalized if, in a previous program year less than 50 percent of volume cap dedicated to single-family issuers was not allocated for such purposes;
- The last day to apply for a reservation and to receive a reservation was changed from December 1 to November 15; and
- Any unencumbered volume cap at the end of the program year may be granted to any state agency that requests it.

The 80<sup>th</sup> Legislative Session (2007) gave the

Texas Economic Development Bank priority over all other issuers within Subceiling #6 as well as all issuers with carryforward applications. HB 3552 made a number of changes within Subceiling #4 including a provision allowing applications for multiple-site multifamily projects.

The 79<sup>th</sup> Legislative Session (2005) dedicated \$5.0 million per year of Subceiling #1 for TSAHC to create the Nursing Faculty Home Loan Program and raised the maximum cap per project on Subceiling #6 from \$25.0 million to \$50.0 million.

Legislation passed during the 76<sup>th</sup>, 77<sup>th</sup> and 78<sup>th</sup> Legislative Sessions shifted the distribution of the state's ceiling for the Program among the Subceilings.

#### **Hurricane Ike Bond Authority**

In October 2008 the Heartland Disaster Tax Relief Act (HDTRA) of 2008 created \$1,863,270,000 in tax-exempt bonding authority for 34 counties affected by Hurricane Ike. The authority to issue bonds

for areas affected by Hurricane Ike can be used through 2012.

Hurricane Ike bonds can be used for: 1) the acquisition, construction, renovation, and reconstruction of nonresidential real property; 2) the acquisition, construction, renovation, and reconstruction of qualified residential rental property; 3) financing the repair or reconstruction of public utility property; 4) rehabilitation projects at certain existing facilities; and 5) the issuance of qualified mortgage bonds.

Persons using Hurricane Ike bond proceeds for a business must have suffered an actual business loss or receive a designation that the business being replaced suffered a loss attributable to Hurricane Ike.

HDTRA requires the Governor of Texas to designate projects “on the basis of providing assistance to areas in the order in which assistance is most needed.”

On April 10, 2009 the Governor issued Proclamation 41-3177 designating projects in Brazoria, Chambers, Galveston, Jefferson and Orange counties as having priority for utilization of Hurricane Ike bonds. On the same date Proclamation 41-3178 allocated up to \$300.0 million in authority to Jefferson County Industrial Development Corporation for use by Jefferson Refinery LLC.

The 81<sup>st</sup> Texas Legislature passed legislation authorizing the BRB to administer the qualified Hurricane Ike disaster area bond program under the direction of the Governor. On December 7, 2009 Governor Perry issued Proclamation 41-3232 providing for administration of the qualified Hurricane Ike disaster area bond program and naming priorities for the designation of such bonds. The proclamation outlines the major requirements of the program and identifies the following priorities for allocation of the

\$1.86 billion of Hurricane Ike bonding authority:

- Group A: Seventy-seven percent of the bonds (\$1,434,717,900) are reserved for projects located in the counties of Brazoria, Chambers, Galveston, Harris, Jefferson, Liberty, Montgomery and Orange;
- Group B: Thirteen percent of the bonds (\$242,225,100) are reserved for projects located in the counties of Fort Bend, Grimes, Hardin, Jasper, Newton, Polk, San Jacinto, Tyler and Walker; and
- Group C, Ten percent of the bonds (\$186,327,000) are reserved for projects located in the counties of Angelina, Austin, Cherokee, Gregg, Harrison, Houston, Madison, Matagorda, Nacogdoches, Rusk, Sabine, San Augustine, Shelby, Smith, Trinity, Waller and Washington.

In February 2012, the Governor Perry issued Proclamation 41-3293 that removed the group priorities and allowed all issuers to apply for any remaining bonding authority. As of November 15, 2012, \$1.48 billion in Hurricane Ike bonds had been issued. Hurricane Ike bonding authority expires on January 1, 2013.

### **Other Bonding Authority**

In February 2009 the American Recovery and Reinvestment Act of 2009 (ARRA) created two new types of bonding authority: Build America Bonds (*see Chapters 1 and 2*) and Qualified School Construction Bonds (QSCB). In addition, ARRA expanded three existing authorities: Qualified Zone Academy Bonds, Qualified Energy Conservation Bonds (QECB) and Clean Renewable Energy Bonds. All of these programs have expired except for the QECB Program which has no expiration date.

QECBs may be used for qualified conservation purposes, and Texas was allocated \$252,378,000 in QECB authority. As of November 15, 2012 no QECB reservations had been made in Texas.

## Appendix A

### Summary of Bonds Issued

Table A1 BONDS ISSUED IN FY 2012 BY ISSUER	
<b>Texas Department of Housing and Community Affairs</b>	
Residential Mortgage Revenue Bonds, Series 2009C-2 (Non-AMT) and Series 2011B (Non-AMT)	\$ 148,035,000
Residential Mortgage Revenue Bonds, Series 2009C-3 (Non-AMT)	72,820,000
Parkview Townhomes Refunding Bonds, Series 2003A and Series 2003B	13,515,330
Timber Oaks Apartments Refunding Bonds, Series 2003A and 2003B	12,774,563
Providence at Veteran's Memorial Apartments Refunding Bonds, Series 2004A	6,868,390
<b>Texas Higher Education Coordinating Board</b>	
State of Texas (General Obligation Bonds) College Student Loan Bonds, Series 2012	85,615,000
<b>Texas Public Finance Authority</b>	
Texas Southern University Revenue Financing Note, Series A 2011-4	64,180,000
Class 1 Revenue Notes (Texas Windstorm Insurance Association Program) Taxable Series 2012	500,000,000
<b>Texas Public Finance Authority Charter School Finance Corporation</b>	
Education Revenue Bonds (Orenda Education) Series 2011A and Taxable Education Revenue Bonds (Orenda Education) Series 2011Q (Qualified School Construction Bonds - Direct Pay)	9,305,000
<b>Texas State Affordable Housing Corporation</b>	
Single Family Mortgage Revenue Bonds, Series 2011B (Non-AMT) (Market Bonds) and Series 2009B (Non-AMT) (Program Bonds)	32,000,000
<b>Texas State Technical College System</b>	
Revenue Financing System Improvement and Refunding Bonds, Series 2011	26,015,000
Revenue Financing System Bonds, Series 2011A	5,160,000
<b>Texas State University System</b>	
Revenue Financing System Revenue and Refunding Bonds, Series 2012	27,860,000
<b>Texas Tech University System</b>	
Revenue Financing System Refunding and Improvement Bonds Fourteenth Series 2012A	163,240,000
Revenue Financing System Refunding Bonds Fifteenth Taxable Series 2012B	27,585,000
<b>The Texas A&amp;M University System</b>	
Permanent University Fund Bonds, Series 2011	87,145,000
Permanent University Fund Bonds, Series 2012A and Taxable Series 2012B	196,430,000
<b>The University of Texas System</b>	
Revenue Financing System Refunding Bonds, Series 2012A	195,850,000
Revenue Financing System Bonds, Series 2012B	238,135,000
<b>University of Houston System</b>	
Consolidated Revenue and Refunding Bonds Series, 2011A	265,500,000
Consolidated Revenue and Refunding Bonds Series, 2011B (Taxable)	21,310,000
<b>University of North Texas System</b>	
Revenue Financing System Refunding and Improvement Bonds, Series 2012A and Refunding Bonds, Taxable Series 2012B	80,710,000
<b>Texas Veterans' Land Board</b>	
State of Texas Veterans Bonds, Series 2011C	74,995,000
State of Texas Veterans Bonds, Series 2012A	74,995,000
<b>Texas Water Development Board</b>	
State of Texas General Obligation Bonds State of Texas Water Financial Assistance Bonds, Series 2011B	92,255,000
State of Texas Water Financial Assistance Bonds Series 2012A (WIF) and Series 2012B (EDAP)	54,885,000
State of Texas General Obligation Bonds, Series 2012C	149,645,000
State of Texas General Obligation Bonds Water Financial Assistance Refunding Bonds Taxable Series 2012D (Economically Distressed Areas Program) and Taxable Series 2012E (State Participation Program)	37,940,000
<b>Texas Woman's University</b>	
Revenue Financing System Refunding Bonds, Series 2012	17,915,000
	<b>\$ 2,782,683,283</b>
Source: Texas Bond Review Board - Bond Finance Office.	

**TEXAS DEPARTMENT OF HOUSING AND COMMUNITY AFFAIRS**

**Issue:** Texas Department of Housing and Community Affairs Residential Mortgage Revenue Bonds, Series 2009C-2 (Non-AMT) and Series 2011B (Non-AMT)

**Purpose:** The proceeds of the Series 2011B bonds will be used to provide funds for the purchase of mortgage-backed, pass-through certificates backed by qualifying FHA-insured or VA- or RDA-guaranteed mortgage loans, or conventional mortgage loans made to eligible single family residences located in Texas. The Series 2011B Bonds will implement the conversion of the component that was sold to the Treasury in December 2009 into tax-exempt, long-term debt.

**Par:** \$148,035,000  
**Method of Sale:** Negotiated  
**Board Approval:** May 19, 2011  
**Negotiated Sale:** August 25, 2011  
**Closing Date:** September 29, 2011  
**True Interest Cost (TIC):** 2.96%  
**Net Interest Cost (NIC):** 2.98%

Issuance Costs	Firm	HUB	Amount	Per \$1,000
Bond Counsel	Vinson & Elkins LLP	No	175,910	1.19
Financial Advisor	Raymond James & Associates	No	175,910	1.19
Printing	ImageMaster	No	3,372	0.02
Trustee	The Bank of NY Mellon Trust Co.	No	10,000	0.07
Trustee Counsel	Mcguire, Craddock & Strother PC	No	7,189	0.05
Disclosure Counsel	McCall, Parkhurst & Horton LLP	No	60,909	0.41
Escrow Verification	Causey Demgen & Moore	No	10,000	0.07
Issuer's Issuance Fee		N/A	50,000	0.34
Attorney General		N/A	9,500	0.06
Private Activity Bond Fee		N/A	37,999	0.26
Rating Agencies	Rating			
Moody's	Aaa		52,500	0.35
Standard & Poor's	AA+		31,500	0.21
<b>Subtotal</b>			<b>\$ 624,789</b>	<b>\$ 4.22</b>

Additional COI				
GSE Closing Fee	US Bank		7,500	0.05
Auditor Letter	Deloitte & Touche		7,500	0.05
<b>Total</b>			<b>\$ 639,789</b>	<b>\$ 4.32</b>

Underwriting Spread	Amount	Per \$1,000
Management Fee	87,955	0.59
Takedown	556,919	3.76
Structuring Fee	30,000	0.20
Spread Expenses	167,640	1.13
<b>Total*</b>	<b>\$ 842,514</b>	<b>\$ 5.69</b>

\*Total Underwriting Spread does include Underwriter's Counsel fee

	Firm	HUB	Amount	Per \$1,000	Fees Paid By
<b>Underwriter's Counsel</b>	Chapman and Cutler LLC	No	50,000	0.34	Underwriter

Syndicate Firms' Gross Takedown	Risk	Management Fee	Takedown
Syndicate Member	HUB	%	% Amount \$ Amount % Amount \$ Amount
Morgan Stanley	No	50.00%	50.00% 43,978 54.18% 301,750
Morgan Keegan & Co.	No	20.00%	20.00% 17,591 4.62% 25,744
George K. Baum & Co.	No	7.50%	7.50% 6,597 10.89% 60,644
JP Morgan	No	7.50%	7.50% 6,597 3.47% 19,306
Citigroup	No	5.00%	5.00% 4,398 8.45% 47,053
Ramirez & Co.	HA	5.00%	5.00% 4,398 2.00% 11,156
Bank of America Merrill Lynch	No	5.00%	5.00% 4,398 10.65% 59,334
Piper Jaffray	No	0.00%	0.00% - 0.89% 4,938
First Southwest Co.	No	0.00%	0.00% - 0.64% 3,531
Fidelity Capital Markets	No	0.00%	0.00% - 4.21% 23,463
<b>Total</b>		<b>100.00%</b>	<b>100.00% \$ 87,955 100.00% \$ 556,919</b>

**TEXAS DEPARTMENT OF HOUSING AND COMMUNITY AFFAIRS**

**Issue:** Texas Department of Housing and Community Affairs Residential Mortgage Revenue Bonds Series 2009C-3 (Non-AMT)

**Purpose:** The proceeds of the bonds will be used to finance single-family mortgage loans.

**Par:** \$72,820,000  
**Method of Sale:** Private Placement  
**Board Approval:** September 22, 2011  
**Private Placement Sale:** n/a  
**Closing Date:** December 21, 2011  
**True Interest Cost (TIC):** 2.45%  
**Net Interest Cost (NIC):** 2.46%

Issuance Costs	Firm	HUB	Amount	Per \$1,000
Bond Counsel	Vinson & Elkins LLP	No	100,000	1.37
Financial Advisor	Raymond James & Associates	No	72,820	1.00
Disclosure Counsel	McCall, Parkhurst & Horton LLP	No	24,644	0.34
Printing	ImageMaster	No	2,367	0.03
Escrow Verification	Causey Demgen & Moore	No	7,500	0.10
Trustee	Bank of New York Mellon	No	5,000	0.07
Trustee Counsel	McGuire, Craddock & Strother P.C.	No	5,063	0.07
Private Activity Bond Fee	Texas Bond Review Board	N/A	18,705	0.26
Rating Agencies	Rating			
Moody's	Aaa		28,000	0.38
Standard & Poor's	AA+		17,500	0.24
<b>Subtotal</b>			<b>\$ 281,599</b>	<b>\$ 3.87</b>

Additional COI				
GSE Closing Fee	US Bank	No	7,500	0.10
<b>Total</b>			<b>\$ 289,099</b>	<b>\$ 3.97</b>

Underwriting Spread	Amount	Per \$1,000
Structuring Fee	65,000	0.89
Spread Expenses	7,820	0.11
<b>Total*</b>	<b>\$ 72,820</b>	<b>\$ 1.00</b>

\*Total Underwriting Spread **does not** include Underwriter's Counsel fee

	Firm	HUB	Amount	Per \$1,000	Fees Paid By
Underwriter's Counsel	Chapman and Cutler LLC	N/A	20,000	0.27	Issuer

**TEXAS DEPARTMENT OF HOUSING AND COMMUNITY AFFAIRS**

**Issue:** Texas Department of Housing and Community Affairs Parkview Townhomes Refunding Bonds, Series 2003A and Series 2003B

**Purpose:** The proceeds of the bonds will be used to restructure previously issued debt that was utilized for the construction of the 248-unit multifamily residential rental project located on approximately 17 acres in Arlington, Tarrant County, Texas.

**Par:** \$13,515,330  
**Method of Sale:** Private Placement  
**Board Approval:** May 22, 2012  
**Private Placement Sale:** n/a  
**Closing Date:** June 7, 2012  
**True Interest Cost (TIC):** 6.65%  
**Net Interest Cost (NIC):** 6.65%

Issuance Costs	Firm	HUB	Amount	Per \$1,000
Bond Counsel	Bracewell & Giuliani	No	30,000	2.22
Co-Bond Counsel	Bates & Coleman	BA	5,585	0.41
Financial Advisor	Raymond James & Associates	No	35,000	2.59
Trustee	Wells Fargo	No	500	0.04
Issuer's Issuance Fee	TDHCA	N/A	67,577	5.00
Issuer's Application Fee	TDHCA	N/A	5,000	0.37
Attorney General		N/A	9,500	0.70
<b>Rating Agencies</b>	<b>Rating</b>			0.00
<b>Subtotal</b>			<b>\$ 153,162</b>	<b>\$ 11.33</b>

**TEXAS DEPARTMENT OF HOUSING AND COMMUNITY AFFAIRS**

**Issue:** Texas Department of Housing and Community Affairs Timber Oaks Apartments Refunding Bonds, Series 2003A and 2003B

**Purpose:** The proceeds of the bonds will be used to restructure previously issued debt that was utilized for the construction of a 264-unit multifamily residential rental development, Timber Oaks Apartments, located at 700 Timber Oaks Lane, Grand Prairie in Tarrant County.

**Par:** \$12,774,563  
**Method of Sale:** Private Placement  
**Board Approval:** May 22, 2012  
**Private Placement Sale:** n/a  
**Closing Date:** June 7, 2012  
**True Interest Cost (TIC):** 6.89%  
**Net Interest Cost (NIC):** 6.89%

Issuance Costs	Firm	HUB	Amount	Per \$1,000
Bond Counsel	Bracewell & Giuliani	No	30,000	2.35
Co-Bond Counsel	Bates & Coleman	BA	5,962	0.47
Financial Advisor	Raymond James & Associates	No	35,000	2.74
Trustee	Wells Fargo	No	500	0.04
Issuer's Issuance Fee	TDHCA	N/A	63,873	5.00
Issuer's Application Fee	TDHCA	N/A	5,000	0.39
Attorney General		N/A	11,375	0.89
<b>Rating Agencies</b>	<b>Rating</b>			0.00
<b>Subtotal</b>			<b>\$ 151,710</b>	<b>\$ 11.88</b>

# **TEXAS DEPARTMENT OF HOUSING AND COMMUNITY AFFAIRS**

**Issue:** Texas Department of Housing and Community Affairs Providence at Veteran's Memorial Apartments Refunding Bonds, Series 2004A

**Purpose:** The proceeds of the bonds will be used to restructure previously issued debt that was utilized for the construction of a 238-unit multifamily residential rental development, Providence at Veterans Memorial Apartments, located at 11201 Veterans Memorial Drive, in Houston.

**Par:** \$6,868,390  
**Method of Sale:** Private Placement  
**Board Approval:** May 22, 2012  
**Private Placement Sale:** n/a  
**Closing Date:** June 7, 2012  
**True Interest Cost (TIC):** 6.66%  
**Net Interest Cost (NIC):** 6.66%

Issuance Costs	Firm	HUB	Amount	Per \$1,000
Bond Counsel	Bracewell & Giuliani	No	30,000	4.37
Co-Bond Counsel	Bates & Coleman	BA	7,173	1.04
Financial Advisor	Raymond James & Associates	No	35,000	5.10
Trustee	Wells Fargo	No	500	0.07
Issuer's Issuance Fee	TDHCA	N/A	34,342	5.00
Issuer's Application Fee	TDHCA	N/A	5,000	0.73
Attorney General		N/A	6,868	1.00
<b>Rating Agencies</b>	<b>Rating</b>			0.00
<b>Subtotal</b>			<b>\$ 118,883</b>	<b>\$ 17.31</b>

**TEXAS HIGHER EDUCATION COORDINATING BOARD**

**Issue:** Texas Higher Education Coordinating Board State of Texas (General Obligation Bonds) College Student Loan Bonds, Series 2012

**Purpose:** The proceeds from the sale of the bonds will be used to fund an ongoing student loan program which provides low interest loans to eligible students at institutions of higher education in the State.

**Par:** \$85,615,000  
**Method of Sale:** Competitive  
**Board Approval:** March 8, 2012  
**Competitive Sale:** July 10, 2012  
**Closing Date:** July 25, 2012  
**True Interest Cost (TIC):** 2.74%  
**Net Interest Cost (NIC):** 2.98%

Issuance Costs	Firm	HUB	Amount	Per \$1,000
Bond Counsel	McCall, Parkhurst & Horton LLP	No	64,550	0.75
Co-Bond Counsel	Mahomes Bolden PC	BA	13,340	0.16
Financial Advisor	Estrada Hinojosa & Co.	HA	42,808	0.50
O.S. Preparation	IPREO Parity	No	1,500	0.02
Printing	ImageMaster	No	2,438	0.03
Paying Agent/Registrar	Wells Fargo Bank	No	550	0.01
Private Activity Bond Fee		N/A	500	0.01
Attorney General		N/A	9,500	0.11
Rating Agencies	Rating			
Moody's	Aaa		27,000	0.32
Standard & Poor's	AA+		24,500	0.29
<b>Subtotal</b>			<b>\$ 186,686</b>	<b>\$ 2.18</b>

Underwriting Spread	Amount	Per \$1,000
Takedown	422,268	4.93
<b>Total</b>	<b>\$ 422,268</b>	<b>\$ 4.93</b>

Syndicate Firms' Gross Takedown		Risk	Management Fee		Takedown	
Syndicate Member	HUB	%	% Amount	\$ Amount	% Amount	\$ Amount
RBC Capital Markets	No	100.00%	0.00%	-	100.00%	422,268
<b>Total</b>		<b>100.00%</b>	<b>0.00%</b>	<b>\$ -</b>	<b>100.00%</b>	<b>\$ 422,268</b>

# **TEXAS PUBLIC FINANCE AUTHORITY**

**Issue:** Texas Public Finance Authority Texas Southern University Revenue Financing Note, Series A 2011-4

**Purpose:** The proceeds of the Note will be used to acquire the University Courtyard Apartments, Tierwester Oaks Apartments, Richfield Manor Apartments and the East and West Parking Garages on TSU's Campus in Houston.

**Par:** \$64,180,000  
**Method of Sale:** Private Placement  
**Board Approval:** August 17, 2011  
**Private Placement Sale:** September 22, 2011  
**Closing Date:** September 22, 2011  
**True Interest Cost (TIC):** 2.34%  
**Net Interest Cost (NIC):** 2.34%

Issuance Costs	Firm	HUB	Amount	Per \$1,000
Bond Counsel	Vinson & Elkins	No	180,000	2.80
Financial Advisor	Coastal Securities	No	67,000	1.04
Trustee	Bank of New York Mellon Trust Co	No	3,000	0.05
Trustee Counsel	Hunton & Williams	No	7,500	0.12
Disclosure Counsel	Bryant Miller Olive	No	152,000	2.37
Rice Capital Access Program	Rice Capital	No	612,000	9.54
Attorney General		N/A	9,500	0.15
<b>Rating Agencies</b>	<b>Rating</b>			0.00
<b>Subtotal</b>			<b>\$ 1,031,000</b>	<b>\$ 16.06</b>

# TEXAS PUBLIC FINANCE AUTHORITY

**Issue:** Texas Public Finance Authority Class 1 Revenue Notes (Texas Windstorm Insurance Association Program) Taxable Series 2012

**Purpose:** The proceeds from the sale of the notes will be used for the purpose of financing future costs of the Texas Windstorm Insurance Association Program.

**Par:** \$500,000,000  
**Method of Sale:** Private Placement  
**Board Approval:** July 19, 2012  
**Negotiated Sale:** August 1, 2012  
**Closing Date:** August 1, 2012

Issuance Costs	Firm	HUB	Amount	Per \$1,000
Bond Counsel	Winstead	No	572,591	1.15
Co-Bond Counsel	Sheldon Valadez	No	23,415	0.05
Financial Advisor	iDeal/First Southwest Co.	No	283,069	0.57
Printing	Imagemaster	No	2,179	0.00
Disclosure Counsel	McCall Parkhurst & Horton LLP	No	150,000	0.30
Commitment Fee	Bank of America Merrill Lynch	No	100,000	0.20
Underwriter's Counsel	McCall Parkhurst & Horton LLP	No	265,408	0.53
Attorney General		N/A	9,500	0.02
Underwriter Closing Expenses		N/A	15,000	0.03
Underwriter Travel & Expenses		N/A	8,194	0.02
<b>Subtotal</b>			<b>\$ 1,429,355</b>	<b>\$ 2.86</b>

**TEXAS PUBLIC FINANCE AUTHORITY CHARTER SCHOOL FINANCE CORPORATION**

**Issue:** Texas Public Finance Authority Charter School Finance Corporation Education Revenue Bonds (Orenda Education) Series 2011A and Taxable Education Revenue Bonds (Orenda Education) Series 2011Q (Qualified School Construction Bonds - Direct Pay)

**Purpose:** The proceeds of the bonds will be used to purchase and pay dosing costs for 30 acres of land and to pay site development and construction costs for permanent improvements at Orenda's Gateway College Preparatory School in Georgetown, Texas.

**Par:** \$9,305,000  
**Method of Sale:** Negotiated  
**Board Approval:** October 19, 2011  
**Negotiated Sale:** November 1, 2011  
**Closing Date:** December 1, 2011  
**True Interest Cost (TIC) A/Q:** 3.68% / 7.93%  
**Net Interest Cost (NIC) A/Q:** 8.59% / 7.54%

Issuance Costs	Firm	HUB	Amount	Per \$1,000
Bond Counsel	Andrews Kurth LLP	No	155,000	16.66
Financial Advisor	Government Capital Securities Corp.	No	137,375	14.76
Printing	Clements Printing Co.	No	5,207	0.56
Trustee	Bank of Texas	No	2,000	0.21
Trustee Counsel	Naman, Howell, Smith & Lee PLLC	No	1,500	0.16
Issuer's Fee		N/A	8,500	0.91
Attorney General		N/A	10,590	1.14
Rating Agencies	Rating			
Standard & Poor's	BBB-		24,750	2.66
<b>Subtotal</b>			<b>\$ 344,922</b>	<b>\$ 37.07</b>

Underwriting Spread	Amount	Per \$1,000
Management Fee	97,703	10.50
Takedown	139,575	15.00
Spread Expenses	41,873	4.50
<b>Total*</b>	<b>\$ 279,151</b>	<b>\$ 30.00</b>

\*Total Underwriting Spread **partially includes** Underwriter's Counsel fee

	Firm	HUB	Amount	Per \$1,000	Fees Paid By
Underwriter's Counsel	Vinson & Elkins	No	95,000	10.21	Issuer and UW

Syndicate Firms' Gross Takedown	Risk	Management Fee	Takedown
Syndicate Member	HUB	%	% Amount \$ Amount % Amount \$ Amount
Piper Jaffray	No	100.00%	100.00% 97,703 100.00% 139,575
<b>Total</b>		<b>100.00%</b>	<b>100.00% \$ 97,703 100.00% \$ 139,575</b>

# **TEXAS STATE AFFORDABLE HOUSING CORPORATION**

**Issue:** Texas State Affordable Housing Corporation Single Family Mortgage Revenue Bonds, Series 2011B (Non-AMT) (Market Bonds) and Series 2009B (Non-AMT) (Program Bonds)

**Purpose:** The proceeds of the bonds will be used to finance single-family mortgage loans.

**Par:**     **Market Bonds**                     \$12,800,000  
               **Program Bonds**               \$19,200,000  
**Method of Sale:**                     Negotiated  
**Board Approval:**                     January 21, 2010  
**Negotiated Sale:**                    November 30, 2011  
**Closing Date:**                        December 15, 2011  
**True Interest Cost (TIC):**           2.94%  
**Net Interest Cost (NIC):**           2.96%

Issuance Costs	Firm	HUB	Amount	Per \$1,000
Bond Counsel	Fulbright & Jaworski LLP	No	53,500	1.67
Financial Advisor	First Southwest Co.	No	48,000	1.50
Printing	RR Donnelly	No	1,619	0.05
Trustee	Wells Fargo Bank NA	No	1,500	0.05
Trustee Counsel	Naman, Howell, Smith & Lee PLLC	No	2,500	0.08
Disclosure Counsel	Greenberg Traurig	No	45,000	1.41
Expenses/Travel		N/A	4,881	0.15
U.S. Treasury Counsel		N/A	7,500	0.23
Rating Agencies	Rating			
Moody's	Aaa		20,000	0.63
<b>Subtotal</b>			<b>\$ 184,500</b>	<b>\$ 5.77</b>

Underwriting Spread	Amount	Per \$1,000
Management Fee	131,200	4.10
Spread Expenses	5,500	0.17
<b>Total</b>	<b>\$ 136,700</b>	<b>\$ 4.27</b>

Syndicate Firms' Gross Takedown		Risk	Management Fee		Takedown	
Syndicate Member	HUB	%	% Amount	\$ Amount	% Amount	\$ Amount
Morgan Keegan	No	100.00%	100.00%	131,200	100.00%	-
<b>Total</b>		<b>100.00%</b>	<b>100.00%</b>	<b>\$ 131,200</b>	<b>100.00%</b>	<b>\$ -</b>

**TEXAS STATE TECHNICAL COLLEGE SYSTEM**

**Issue:** Texas State Technical College System Revenue Financing System Improvement and Refunding Bonds, Series 2011

**Purpose:** The proceeds will be used to refund Revenue Financing System Improvement and Refunding Bonds, Series 2002 in an aggregate principal amount of \$6,355,000, finance the costs of acquiring, purchasing, constructing, improving, enlarging and equipping the property and facilities within the System and paying costs of issuance.

**Par:** \$26,015,000  
**Method of Sale:** Negotiated  
**Board Approval:** July 15, 2011  
**Negotiated Sale:** August 15, 2011  
**Closing Date:** September 14, 2011  
**True Interest Cost (TIC):** 4.31%  
**Net Interest Cost (NIC):** 4.48%

Issuance Costs	Firm	HUB	Amount	Per \$1,000
Bond Counsel	McCall, Parkhurst & Horton LLP	No	20,700	0.80
Financial Advisor	First Southwest Co.	No	39,008	1.50
Printing	i-deal	No	3,260	0.13
Paying Agent/Registrar	The Bank of NY Mellon Trust Co.	No	500	0.02
Escrow Agent	The Bank of NY Mellon Trust Co.	No	1,050	0.04
Escrow Verification	Grant Thornton LLP	No	3,000	0.12
Attorney General		N/A	9,500	0.37
Rating Agencies	Rating			
Moody's	A1		26,300	1.01
Standard & Poor's	A		25,000	0.96
<b>Subtotal</b>			<b>\$ 128,318</b>	<b>\$ 4.93</b>

Underwriting Spread	Amount	Per \$1,000
Management Fee	10,406	0.40
Takedown	115,425	4.44
Spread Expenses	23,882	0.92
<b>Total*</b>	<b>\$ 149,713</b>	<b>\$ 5.75</b>

\*Total Underwriting Spread does include Underwriter's Counsel fee

	Firm	HUB	Amount	Per \$1,000	Fees Paid By
<b>Underwriter's Counsel</b>	Fulbright & Jaworski LLP	No	20,812	0.80	Underwriter

Syndicate Firms' Gross Takedown		Risk	Management Fee		Takedown	
Syndicate Member	HUB	%	% Amount	\$ Amount	% Amount	\$ Amount
Citigroup	No	65.00%	65.00%	6,764	65.00%	75,026
Siebert Brandford Shank & Co.	BA	35.00%	35.00%	3,642	35.00%	40,399
<b>Total</b>		<b>100.00%</b>	<b>100.00%</b>	<b>\$ 10,406</b>	<b>100.00%</b>	<b>\$ 115,425</b>

**TEXAS STATE TECHNICAL COLLEGE SYSTEM**

**Issue:** Board of Regents of the Texas State Technical College System Revenue Financing System Bonds, Series 2011A

**Purpose:** The proceeds from the sale of the bonds will be used to finance the costs of acquiring, purchasing, constructing, improving, enlarging and equipping the property and facilities within the System and to pay costs of issuing the Bonds.

**Par:** \$5,160,000  
**Method of Sale:** Competitive  
**Board Approval:** September 22, 2011  
**Competitive Sale:** November 15, 2011  
**Closing Date:** December 15, 2011  
**True Interest Cost (TIC):** 3.77%  
**Net Interest Cost (NIC):** 3.75%

Issuance Costs	Firm	HUB	Amount	Per \$1,000
Bond Counsel	McCall, Parkhurst & Horton LLP	No	11,750	2.28
Financial Advisor	First Southwest Co.	No	28,580	5.54
Printing	i-Deal/ First Southwest Co.	No	3,260	0.63
Paying Agent/Registrar	The Bank of NY Mellon Trust Co.	No	500	0.10
Attorney General		N/A	5,160	1.00
Miscellaneous		N/A	528	0.10
Rating Agencies	Rating			
Moody's	Aa3		11,060	2.14
Standard & Poor's	AA+		11,000	2.13
<b>Subtotal</b>			<b>\$ 71,838</b>	<b>\$ 13.92</b>

Underwriting Spread	Amount	Per \$1,000
Underwriting Risk	16,174	3.13
Takedown	62,962	12.20
Spread Expenses	50,836	9.85
<b>Total</b>	<b>\$ 129,972</b>	<b>\$ 25.19</b>

Syndicate Firms' Gross Takedown		Risk	Management Fee		Takedown	
Syndicate Member	HUB	%	% Amount	\$ Amount	% Amount	\$ Amount
Morgan Keegan & Co.	No	7.29%	N/A	N/A	34.22%	21,546
Robert W. Baird & Co.	No	7.13%	N/A	N/A	13.90%	8,752
C.L. King & Associates	WO	7.13%	N/A	N/A	10.39%	6,542
Duncan-Williams, Inc.	WO	7.13%	N/A	N/A	0.00%	0
Davenport & Co. LLC	No	7.13%	N/A	N/A	4.37%	2,751
Fidelity Capital Markets	No	7.13%	N/A	N/A	2.92%	1,838
Kildare Capital	No	7.13%	N/A	N/A	0.00%	0
Edward D. Jones & Co.	No	7.13%	N/A	N/A	17.07%	10,748
Incapital, LLC	No	7.13%	N/A	N/A	17.13%	10,785
Ross, Sindaire & Associates LLC	No	7.13%	N/A	N/A	0.00%	-
NW Capital Markets Inc.	No	7.13%	N/A	N/A	0.00%	-
Wedbush Securities Inc.	No	7.13%	N/A	N/A	0.00%	-
Jackson Securities LLC	BA	7.13%	N/A	N/A	0.00%	-
Northern Trust Securities Inc.	No	7.13%	N/A	N/A	0.00%	-
<b>Total</b>		<b>100.00%</b>	<b>0.00%</b>	<b>\$ -</b>	<b>100.00%</b>	<b>\$ 62,962</b>

**TEXAS STATE UNIVERSITY SYSTEM**

**Issue:** Board of Regents of the Texas State University System Revenue Financing System Revenue and Refunding Bonds, Series 2012

**Purpose:** The proceeds of the bonds will be used for acquiring, purchasing, constructing, improving, renovating, enlarging or equipping property, buildings, structures, facilities, roads or related infrastructure for certain members of the Revenue Financing System, refunding a portion of the University System's outstanding obligations and paying certain costs of issuing the Bonds.

**Par:** \$27,860,000  
**Method of Sale:** Negotiated  
**Board Approval:** n/a  
**Negotiated Sale:** January 11, 2012  
**Closing Date:** February 14, 2012  
**True Interest Cost (TIC):** 2.61%  
**Net Interest Cost (NIC):** 2.81%

Issuance Costs	Firm	HUB	Amount	Per \$1,000
Bond Counsel	McCall, Parkhurst & Horton LLP	No	22,986	0.83
Financial Advisor	First Southwest Co.	No	50,116	1.80
Printing	i-Deal/First Southwest Co.	No	3,764	0.14
Paying Agent/Registrar	Bank of New York Mellon Trust Co.	No	2,500	0.09
Escrow Agent	Bank of New York Mellon Trust Co.	No	2,288	0.08
Escrow Verification	Grant Thornton	No	3,500	0.13
Attorney General		N/A	9,500	0.34
Rating Agencies	Rating			
Moody's	Aa2		22,355	0.80
Standard and Poor's	AA		18,000	0.65
<b>Subtotal</b>			<b>\$ 135,009</b>	<b>\$ 4.85</b>

Underwriting Spread	Amount	Per \$1,000
Takedown	107,348	3.85
Spread Expenses	29,982	1.08
<b>Total*</b>	<b>\$ 137,329</b>	<b>\$ 4.93</b>

\*Total Underwriting Spread does include Underwriter's Counsel fee

	Firm	HUB	Amount	Per \$1,000	Fees Paid By
<b>Underwriter's Counsel</b>	Fulbright & Jaworski	No	21,716	0.78	Underwriter

Syndicate Firms' Gross Takedown		Risk	Management Fee		Takedown	
Syndicate Member	HUB	%	% Amount	\$ Amount	% Amount	\$ Amount
Bardays Capital	No	40.00%	0.00%	-	53.05%	56,949
Piper Jaffray & Co.	No	30.00%	0.00%	-	25.33%	27,191
Jefferies	No	30.00%	0.00%	-	21.62%	23,208
<b>Total</b>		<b>100.00%</b>	<b>0.00%</b>	<b>\$ -</b>	<b>100.00%</b>	<b>\$ 107,348</b>

# **TEXAS TECH UNIVERSITY SYSTEM**

**Issue:** Board of Regents of Texas Tech University System Revenue Financing System Refunding and Improvement Bonds Fourteenth Series 2012A

**Purpose:** The proceeds from the sale of the Series 2012A Bonds will be used for the purpose of acquiring, purchasing, constructing, improving, renovating, enlarging or equipping property, buildings, structures, facilities, roads or related infrastructure for the University System, refunding certain of the Outstanding Commercial Paper Notes, refunding certain of the Board's Outstanding Parity Obligations, refunding a portion of the Board's obligation with respect to the Angelo State Parity Debt and paying the costs of issuance

**Par:** \$163,240,000  
**Method of Sale:** Negotiated  
**Board Approval:** n/a  
**Negotiated Sale:** January 5, 2012  
**Closing Date:** February 14, 2012  
**True Interest Cost (TIC):** 3.24%  
**Net Interest Cost (NIC):** 3.58%

Issuance Costs	Firm	HUB	Amount	Per \$1,000
Bond Counsel	Fulbright & Jaworski LLP	No	144,057	0.88
Financial Advisor	First Southwest Co	No	83,331	0.51
Printing	i-Deal/First Southwest Co	No	3,644	0.02
Paying Agent/Registrar	Bank of Texas	No	4,619	0.03
Escrow Agent	Bank of Texas/Bank of New York	No	1,043	0.01
Escrow Verification	Grant Thornton	No	3,500	0.02
Computer Structuring Fee	First Southwest Co	No	8,554	0.05
CUSIP	CUSIP	No	477	0.00
Paying Agent on Refunded CP Notes	Deutsche Bank	No	1,500	0.01
Paying Agent on Refunded Bonds	Bank of New York	No	600	0.00
Attorney General		N/A	9,500	0.06
Rating Agencies	Rating			
Standard & Poor's	AA		59,453	0.36
Fitch	AA		55,604	0.34
<b>Subtotal</b>			<b>\$ 375,882</b>	<b>\$ 2.30</b>

Underwriting Spread	Amount	Per \$1,000
Management Fee	40,810	0.25
Takedown	583,737	3.58
Spread Expenses	101,754	0.62
<b>Total*</b>	<b>\$ 726,301</b>	<b>\$ 4.45</b>

\*Total Underwriting Spread does include Underwriter's Counsel fee

	Firm	HUB	Amount	Per \$1,000	Fees Paid By
<b>Underwriter's Counsel</b>	Bracewell & Giuliani	No	64,500	0.40	Underwriter

Syndicate Firms' Gross Takedown	Risk	Management Fee	Takedown
Syndicate Member	HUB	%	% Amount \$ Amount % Amount \$ Amount
RBC Capital Markets LLC	No	35.00%	35.00% 40,810 45.83% 267,535
Wells Fargo Securities	No	25.00%	25.00% - 19.04% 111,130
Estrada Hinojosa & Co	HA	10.00%	10.00% - 3.15% 18,374
J.P. Morgan Securities LLC	No	10.00%	10.00% - 14.85% 86,692
Morgan Keegan & Co	No	10.00%	10.00% - 10.93% 63,776
Stephens Inc	No	10.00%	10.00% - 6.21% 36,231
<b>Total</b>		<b>100.00%</b>	<b>100.00% \$ 40,810 100.01% \$ 583,738</b>

**TEXAS TECH UNIVERSITY SYSTEM**

**Issue:** Board of Regents of Texas Tech University System Revenue Financing System Refunding Bonds Fifteenth Taxable Series 2012B

**Purpose:** The proceeds from the sale of the Taxable Series 2012B Bonds will be used for the purposes of refunding certain of the Board's Outstanding Parity Obligations and paying the costs of issuance.

**Par:** \$27,585,000  
**Method of Sale:** Negotiated  
**Board Approval:** n/a  
**Negotiated Sale:** January 5, 2012  
**Closing Date:** February 14, 2012  
**True Interest Cost (TIC):** 3.81%  
**Net Interest Cost (NIC):** 3.86%

Issuance Costs	Firm	HUB	Amount	Per \$1,000
Bond Counsel	Fulbright & Jaworski LLP	No	24,343	0.88
Financial Advisor	First Southwest Co.	No	14,082	0.51
Printing	i-Deal/First Southwest Co.	No	616	0.02
Paying Agent/Registrar	Bank of Texas	No	781	0.03
Escrow Agent	Bank of Texas	No	145	0.01
Computer Structuring Fee	First Southwest Co.	No	1,446	0.05
Paying Agent on Refunded Bonds	Bank of New York	No	300	0.01
Attorney General		N/A	9,500	0.34
Rating Agencies	Rating			
Standard & Poor's	AA		10,047	0.36
Fitch	AA		9,396	0.34
<b>Subtotal</b>			<b>\$ 70,656</b>	<b>\$ 2.56</b>

Underwriting Spread	Amount	Per \$1,000
Management Fee	6,896	0.25
Takedown	99,363	3.60
Spread Expenses	18,499	0.67
<b>Total*</b>	<b>\$ 124,758</b>	<b>\$ 4.52</b>

\*Total Underwriting Spread does include Underwriter's Counsel fee

	Firm	HUB	Amount	Per \$1,000	Fees Paid By
<b>Underwriter's Counsel</b>	Bracewell & Giuliani	No	11,000	0.40	Underwriter

Syndicate Firms' Gross Takedown		Risk	Management Fee		Takedown	
Syndicate Member	HUB	%	% Amount	\$ Amount	% Amount	\$ Amount
Morgan Keegan	No	60.00%	60.00%	4,138	60.61%	60,228
Estrada Hinojosa	HA	40.00%	40.00%	2,759	39.39%	39,135
<b>Total</b>		<b>100.00%</b>	<b>100.00%</b>	<b>\$ 6,896</b>	<b>100.00%</b>	<b>\$ 99,363</b>

# THE TEXAS A&M UNIVERSITY SYSTEM

**Issue:** Board of Regents of The Texas A&M University System Permanent University Fund Bonds, Series 2011

**Purpose:** The proceeds from the sale of the Bonds, together with other lawfully available funds of the Board, will be used to refund a portion of the Board's outstanding Permanent University Fund Commercial Paper Notes secured by a lien on and pledge of the Available University Fund Share, junior and subordinate to the lien thereon and pledge thereof securing the Parity Obligations, refund certain Outstanding Parity Obligations of the Board secured by the Available University Fund Share, and pay the costs of issuing the bonds.

**Par:** \$87,145,000  
**Method of Sale:** Negotiated  
**Board Approval:** n/a  
**Negotiated Sale:** September 7, 2011  
**Closing Date:** October 18, 2011  
**True Interest Cost (TIC):** 3.53%  
**Net Interest Cost (NIC):** 3.83%

Issuance Costs	Firm	HUB	Amount	Per \$1,000
Bond Counsel	Andrews Kurth	No	56,523	0.65
Financial Advisor	First Southwest Co.	No	43,616	0.50
Printing	iDeal/First Southwest Co.	No	3,010	0.03
Paying Agent/Registrar	Bank of Texas	No	1,800	0.02
Disclosure Counsel	Andrews Kurth	No	20,000	0.23
Paying Agent on Refunded Bonds	Bank of New York Mellon Trust Co.	No	300	0.00
Attorney General		N/A	9,500	0.11
Rating Agencies	Rating			
Moody's	Aaa		36,750	0.42
Standard & Poor's	AAA		32,900	0.38
Fitch	AAA		10,000	0.11
<b>Subtotal</b>			<b>\$ 214,399</b>	<b>\$ 2.46</b>

Underwriting Spread	Amount	Per \$1,000
Takedown	391,245	4.49
Spread Expenses	41,333	0.47
<b>Total*</b>	<b>\$ 432,578</b>	<b>\$ 4.96</b>

\*Total Underwriting Spread does include Underwriter's Counsel fee

	Firm	HUB	Amount	Per \$1,000	Fees Paid By
<b>Underwriter's Counsel</b>	McCall, Parkhurst & Horton LLP	No	21,786	0.25	Underwriter

Syndicate Firms' Gross Takedown		Risk	Management Fee		Takedown	
Syndicate Member	HUB	%	% Amount	\$ Amount	% Amount	\$ Amount
Piper Jaffray	No	37.50%	0.00%	-	49.89%	195,203
Siebert Brandford Shank & Co.	BA/WO	12.50%	0.00%	-	8.43%	32,993
Stephens, Inc.	No	12.50%	0.00%	-	3.50%	13,678
Wells Fargo Securities	No	12.50%	0.00%	-	16.06%	62,831
Loop Capital	BA	12.50%	0.00%	-	7.35%	28,771
RBC Capital Markets	No	12.50%	0.00%	-	14.77%	57,770
<b>Total</b>		<b>100.00%</b>	<b>0.00%</b>	<b>\$ -</b>	<b>100.00%</b>	<b>\$ 391,246</b>

# THE TEXAS A&M UNIVERSITY SYSTEM

**Issue:** Board of Regents of The Texas A&M University System Permanent University Fund Bonds, Series 2012A and Taxable Series 2012B

**Purpose:** The proceeds from the sale of the Series 2012A Bonds will be used to (i) refund certain Outstanding Parity Obligations of the Board secured by the Available University Fund Share to achieve overall debt service savings, and (ii) pay the costs of issuing the Series 2012A Bonds. The proceeds from the sale of the Series 2012B Bonds, together with other lawfully available funds of the Board, will be used to (i) refund the Board's outstanding Permanent University Fund Commercial Paper Notes secured by and payable from a lien on and pledge of the Available University Fund Share, junior and subordinate to the lien thereon and pledge thereof securing the Parity Obligations, and (ii) pay the costs of issuing the Series 2012B Bonds.

**Par:** \$196,430,000  
**Method of Sale:** Negotiated  
**Board Approval:** n/a  
**Negotiated Sale:** June 26, 2012  
**Closing Date:** July 18, 2012  
**True Interest Cost (TIC) A/B:** 2.25% / 2.98%  
**Net Interest Cost (NIC) A/B:** 2.54% / 3.01%

Issuance Costs	Firm	HUB	Amount	Per \$1,000
Bond Counsel	Andrews Kurth LLP	No	122,353	0.62
Financial Advisor	First Southwest Co.	No	99,215	0.51
Printing	iDeal/First Southwest Co.	No	4,260	0.02
Paying Agent/Registrar	Bank of Texas	No	4,600	0.02
Escrow Agent	Wilmington Trust	No	200	0.00
Escrow Verification	Grant Thornton	No	3,500	0.02
Disclosure Counsel	Andrews Kurth LLP	No	30,000	0.15
Paying Agent on Refunded Bonds	Bank of New York Mellon Trust NA	No	300	0.00
Attorney General		N/A	19,000	0.10
Rating Agencies	Rating			
Moody's	Aaa		95,000	0.48
Standard & Poor's	AAA		50,400	0.26
Fitch	AAA		-	0.00
<b>Subtotal</b>			<b>\$ 428,828</b>	<b>\$ 2.18</b>

Underwriting Spread	Amount	Per \$1,000
Takedown	824,370	4.20
Spread Expenses	59,420	0.30
<b>Total*</b>	<b>\$ 883,790</b>	<b>\$ 4.50</b>

\*Total Underwriting Spread does include Underwriter's Counsel fee

	Firm	HUB	Amount	Per \$1,000	Fees Paid By
Underwriter's Counsel	McCall, Parkhurst & Horton LLP	N/A	34,375	0.18	Underwriter

Syndicate Firms' Gross Takedown		Risk	Management Fee		Takedown	
Syndicate Member	HUB	%	% Amount	\$ Amount	% Amount	\$ Amount
<b>Series A</b>						
J.P. Morgan	No	37.50%	0.00%	-	50.07%	148,906
Bank of America/Merrill Lynch	No	9.00%	0.00%	-	4.92%	14,623
Goldman Sachs & Co.	No	9.00%	0.00%	-	14.64%	43,539
Loop Capital	BA	9.00%	0.00%	-	4.86%	14,441
Piper Jaffray & Co.	No	9.00%	0.00%	-	9.01%	26,792
Siebert Brandford Shank & Co. LLC	BA	9.00%	0.00%	-	1.07%	3,171
RBC Capital Markets	No	9.00%	0.00%	-	5.61%	16,696
Wells Fargo Securities	No	9.00%	0.00%	-	9.84%	29,251
<b>Total</b>		<b>100.50%</b>	<b>0.00%</b>	<b>\$ -</b>	<b>100.02%</b>	<b>\$ 297,419</b>
<b>Series B</b>						
J.P. Morgan	No	37.00%	0.00%	-	37.34%	197,760
Bank of America/Merrill Lynch	No	9.00%	0.00%	-	9.03%	47,442
Goldman Sachs & Co.	No	9.00%	0.00%	-	9.03%	47,442
Loop Capital Markets	BA	9.00%	0.00%	-	9.03%	47,442
Piper Jaffray & Co.	No	9.00%	0.00%	-	9.03%	47,442
Siebert Brandford Shank & Co. LLC	BA	9.00%	0.00%	-	9.03%	47,442
RBC Capital Markets	No	9.00%	0.00%	-	9.03%	47,442
Wells Fargo Securities	No	9.00%	0.00%	-	8.48%	44,538
<b>Total</b>		<b>100.00%</b>	<b>0.00%</b>	<b>\$ -</b>	<b>100.00%</b>	<b>\$ 526,950</b>

**THE UNIVERSITY OF TEXAS SYSTEM**

**Issue:** Board of Regents of The University of Texas System Revenue Financing System Refunding Bonds, Series 2012A

**Purpose:** The proceeds of the bonds will be used to refinance a portion of the Board's Revenue Financing System Commercial Paper Notes, Series A, refund certain Parity Debt, and pay the costs of issuance of the bonds.

**Par:** \$195,850,000  
**Method of Sale:** Negotiated  
**Board Approval:** n/a  
**Negotiated Sale:** February 1, 2012  
**Closing Date:** March 1, 2012  
**True Interest Cost (TIC):** 2.08%  
**Net Interest Cost (NIC):** 2.38%

Issuance Costs	Firm	HUB	Amount	Per \$1,000
Bond Counsel	McCall, Parkhurst & Horton LLP	No	106,500	0.54
Printing	ImageMaster	No	4,000	0.02
Paying Agent/Registrar	Bank of Texas	No	1,500	0.01
Paying Agent - Refunded Bonds	Bank of New York	No	300	0.00
Escrow Agent - Refunded Notes	Deutsche Bank Trust Company	No	500	0.00
Escrow Agent - Refunding Bonds	US Bank	No	1,000	0.01
Escrow Verification	Grant Thornton	No	3,000	0.02
Disclosure Counsel	McCall, Parkhurst & Horton LLP	No	35,000	0.18
Attorney General		N/A	9,500	0.05
Miscellaneous		N/A	6,400	0.03
Rating Agencies	Rating			
Moody's	Aaa		75,000	0.38
Standard and Poor's	AAA		30,300	0.15
Fitch	AAA		15,000	0.08
<b>Subtotal</b>			<b>\$ 288,000</b>	<b>\$ 1.47</b>

Underwriting Spread	Amount	Per \$1,000
Takedown	586,672	3.00
Spread Expenses	63,235	0.32
<b>Total*</b>	<b>\$ 649,907</b>	<b>\$ 3.32</b>

\*Total Underwriting Spread does include Underwriter's Counsel fee

	Firm	HUB	Amount	Per \$1,000	Fees Paid By
<b>Underwriter's Counsel</b>	Andrews Kurth LLP	No	29,378	0.15	Underwriter

Syndicate Firms' Gross Takedown		Risk	Management Fee		Takedown	
Syndicate Member	HUB	%	% Amount	\$ Amount	% Amount	\$ Amount
Bardays Capital	No	50.00%	0.00%	-	49.40%	289,636
RBC Capital Markets	No	25.00%	0.00%	-	25.30%	148,451
Estrada Hinojosa & Co. Inc.	HA	5.00%	0.00%	-	0.20%	1,235
Jefferies & Company	No	5.00%	0.00%	-	6.40%	37,266
Morgan Keegan & Co.	No	5.00%	0.00%	-	6.30%	37,219
Siebert Brandford Shank & Co. LLC	BA	5.00%	0.00%	-	3.90%	22,700
Wells Fargo Securities	No	5.00%	0.00%	-	7.50%	43,854
First Southwest	No	0.00%	0.00%	-	0.96%	5,611
Southwest Securities Inc.	No	0.00%	0.00%	-	0.12%	700
<b>Total</b>		<b>100.00%</b>	<b>0.00%</b>	<b>\$ -</b>	<b>100.00%</b>	<b>\$ 586,672</b>

**THE UNIVERSITY OF TEXAS SYSTEM**

**Issue:** Board of Regents of The University of Texas System Revenue Financing System Bonds, Series 2012B

**Purpose:** The proceeds of the bonds will be used to refinance a portion of the Board's Revenue Financing System Commercial Paper Notes, Series A, finance the costs of campus improvements of certain Members of the Revenue Financing System, and pay the costs of issuance of the bonds.

**Par:** \$238,135,000  
**Method of Sale:** Negotiated  
**Board Approval:** n/a  
**Negotiated Sale:** February 22, 2012  
**Closing Date:** March 21, 2012  
**True Interest Cost (TIC):** 3.59%  
**Net Interest Cost (NIC):** 4.02%

Issuance Costs	Firm	HUB	Amount	Per \$1,000
Bond Counsel	McCall, Parkhurst & Horton LLP	No	114,456	0.48
Printing	ImageMaster	No	5,000	0.02
Paying Agent/Registrar	Bank of Texas	No	1,500	0.01
Escrow Agent - Refunded Notes	Deutsche Bank Trust Company	No	500	0.00
Disclosure Counsel	McCall, Parkhurst & Horton LLP	No	-	0.00
Attorney General		N/A	9,500	0.04
Miscellaneous		N/A	3,500	0.01
Rating Agencies	Rating			
Moodv's	Aaa		25,000	0.10
Standard and Poor's	AAA		35,500	0.15
Fitch	AAA		15,000	0.06
<b>Subtotal</b>			<b>\$ 209,956</b>	<b>\$ 0.88</b>

Underwriting Spread	Amount	Per \$1,000
Takedown	865,053	3.63
Spread Expenses	62,848	0.26
<b>Total*</b>	<b>\$ 927,901</b>	<b>\$ 3.90</b>

\*Total Underwriting Spread does include Underwriter's Counsel fee

	Firm	HUB	Amount	Per \$1,000	Fees Paid By
Underwriter's Counsel	Andrews Kurth LLP	N/A	35,720	0.15	Underwriter

Syndicate Firms' Gross Takedown		Risk	Management Fee		Takedown	
Syndicate Member	HUB	%	% Amount	\$ Amount	% Amount	\$ Amount
Morgan Stanley	No	50.00%	0.00%	-	46.00%	397,955
Citi	No	20.00%	0.00%	-	25.60%	221,226
Fidelity	No	5.00%	0.00%	-	4.10%	35,721
Goldman Sachs	No	5.00%	0.00%	-	7.90%	68,125
Loop Capital Markets LLC	BA	5.00%	0.00%	-	3.70%	31,818
Piper Jaffray	No	5.00%	0.00%	-	3.60%	30,818
Ramirez & Co	HA	5.00%	0.00%	-	2.50%	21,256
Raymond James	No	5.00%	0.00%	-	5.00%	42,908
Baird	No	0.00%	0.00%	-	0.90%	8,155
Stifel, Nicolaus	No	0.00%	0.00%	-	0.20%	2,100
Frost Bank	No	0.00%	0.00%	-	0.60%	4,970
Crews and Associates	No	0.00%	0.00%	-	0.00%	-
Cabrera Capital Markets	HA	0.00%	0.00%	-	0.00%	-
<b>Total</b>		<b>100.00%</b>	<b>0.00%</b>	<b>\$ -</b>	<b>100.00%</b>	<b>\$ 865,053</b>

# **THE UNIVERSITY OF HOUSTON SYSTEM**

**Issue:** Board of Regents of The University of Houston System Consolidated Revenue and Refunding Bonds Series 2011A

**Purpose:** Proceeds from the sale of the Bonds will be used to refund and defease certain outstanding notes and bonds of the System, finance the acquisition, purchase, construction, improvement, enlargement, and equipping of property, buildings, structures, activities, services, operations and other facilities, roads, or related infrastructure for or on behalf of the System, including individual campuses of the System, and pay the costs of issuing the Bonds and refunding the Refunded Obligations.

**Par:** \$265,500,000  
**Method of Sale:** Competitive  
**Board Approval:** n/a  
**Competitive Sale:** December 6, 2011  
**Closing Date:** December 29, 2011  
**True Interest Cost (TIC):** 3.71%  
**Net Interest Cost (NIC):** 4.08%

Issuance Costs	Firm	HUB	Amount	Per \$1,000
Bond Counsel	Fulbright & Jaworski LLP	No	60,131	0.23
Financial Advisor	First Southwest Co.	No	142,205	0.54
O.S. Preparation	First Southwest Co.	No	4,628	0.02
Printing	First Southwest Co.	No	2,555	0.01
Paying Agent/Registrar	Wells Fargo Bank, N.A.	No	1,389	0.01
Escrow Agent	Wells Fargo Bank, N.A.	No	750	0.00
Verification Agent	Grant Thornton LLP	No	3,500	0.01
Attorney General		N/A	9,500	0.04
Miscellaneous		N/A	1,454	0.01
Rating Agencies	Rating			
Moody's	Aa2		106,918	0.40
Standard & Poor's	AA-		73,593	0.28
<b>Subtotal</b>			<b>\$ 406,623</b>	<b>\$ 1.53</b>

Underwriting Spread	Amount	Per \$1,000
Underwriting Risk	147,225	0.55
Takedown	132,750	0.50
Spread Expenses	58,410	0.22
<b>Total</b>	<b>\$ 338,385</b>	<b>\$ 1.27</b>

Syndicate Firms' Gross Takedown		Risk	Management Fee		Takedown	
Syndicate Member	HUB	%	% Amount	\$ Amount	% Amount	\$ Amount
Bank of America Merrill Lynch	No	100.00%	0.00%	-	100.00%	132,750
<b>Total</b>		<b>100.00%</b>	<b>0.00%</b>	<b>\$ -</b>	<b>100.00%</b>	<b>\$ 132,750</b>

# **THE UNIVERSITY OF HOUSTON SYSTEM**

**Issue:** Board of Regents of The University of Houston System Consolidated Revenue and Refunding Bonds Series 2011B (Taxable)

**Purpose:** Proceeds from the sale of the Bonds will be used to refund and defease certain outstanding notes and bonds of the System, finance the acquisition, purchase, construction, improvement, enlargement, and equipping of property, buildings, structures, activities, services, operations and other facilities, roads, or related infrastructure for or on behalf of the System, including individual campuses of the System, and pay the costs of issuing the Bonds and refunding the Refunded Obligations.

**Par:** \$21,310,000  
**Method of Sale:** Competitive  
**Board Approval:** n/a  
**Competitive Sale:** December 6, 2011  
**Closing Date:** December 29, 2011  
**True Interest Cost (TIC):** 4.31%  
**Net Interest Cost (NIC):** 4.38%

Issuance Costs	Firm	HUB	Amount	Per \$1,000
Bond Counsel	Fulbright & Jaworski LLP	No	4,927	0.23
Financial Advisor	First Southwest Co.	No	10,655	0.50
O.S. Preparation	First Southwest Co.	No	372	0.02
Printing	First Southwest Co.	No	205	0.01
Paying Agent/Registrar	Wells Fargo Bank, N.A.	No	111	0.01
Attorney General		N/A	9,500	0.45
Miscellaneous		N/A	116	0.01
Rating Agencies	Rating			
Moody's	Aa2		8,582	0.40
Standard & Poor's	AA-		5,907	0.28
<b>Subtotal</b>			<b>\$ 40,375</b>	<b>\$ 1.89</b>

Underwriting Spread	Amount	Per \$1,000
Underwriting Risk	54,298	2.55
Takedown	114,575	5.38
Spread Expenses	9,590	0.45
<b>Total</b>	<b>\$ 178,463</b>	<b>\$ 8.37</b>

Syndicate Firms' Gross Takedown		Risk	Management Fee		Takedown	
Syndicate Member	HUB	%	% Amount	\$ Amount	% Amount	\$ Amount
Morgan Keegan & Co.	No	5.63%	0.00%	-	5.63%	6,454
Robert W Baird & Co.	No	5.55%	0.00%	-	5.55%	6,360
Coastal Securities Inc.	No	5.55%	0.00%	-	5.55%	6,360
SAMCO Capital Markets	No	5.55%	0.00%	-	5.55%	6,360
CL King & Associates	WO	5.55%	0.00%	-	5.55%	6,360
Loop Capital Markets	BA	5.55%	0.00%	-	5.55%	6,360
Duncan Williams Inc.	WO	5.55%	0.00%	-	5.55%	6,360
Kildare Capital	No	5.55%	0.00%	-	5.55%	6,360
Crews & Associates	No	5.55%	0.00%	-	5.55%	6,360
Davenport & Co.	No	5.55%	0.00%	-	5.55%	6,360
Edward Jones	No	5.55%	0.00%	-	5.55%	6,360
Corby Capital Markets	No	5.55%	0.00%	-	5.55%	6,360
Vining-Sparks IBG, Ltd Partnership	No	5.55%	0.00%	-	5.55%	6,360
NW Capital Markets Inc.	No	5.55%	0.00%	-	5.55%	6,360
Cronin & Co. Inc.	No	5.55%	0.00%	-	5.55%	6,360
FTN Financial Capital Markets	No	5.55%	0.00%	-	5.55%	6,360
Bank of New York Mellon Cap	No	5.55%	0.00%	-	5.55%	6,360
Jackson Securities LLC	BA	5.55%	0.00%	-	5.55%	6,360
<b>Total</b>		<b>100.00%</b>	<b>0.00%</b>	<b>\$ -</b>	<b>100.00%</b>	<b>\$ 114,574</b>

# UNIVERSITY OF NORTH TEXAS SYSTEM

**Issue:** Board of Regents of the University of North Texas System Revenue Financing System Refunding and Improvement Bonds, Series 2012A and Refunding Bonds, Taxable Series 2012B

**Purpose:** The proceeds from the sale of the Series 2012A Bonds will be used for the purposes of (i) acquiring, purchasing, constructing, improving, renovating, enlarging, or equipping property, buildings, structures, facilities, roads, or related infrastructure throughout the University System; (ii) refunding a portion of the Board's outstanding bonds; (iii) refunding a portion of the Board's outstanding commercial paper notes; and (iv) paying certain costs of issuing the Series 2012A Bonds. The proceeds from the sale of the Taxable Series 2012B Bonds will be used for the purposes of (i) refunding a portion of the Board's outstanding bonds; and (ii) paying certain costs of issuing the Taxable Series 2012B Bonds.

**Par:** \$80,710,000  
**Method of Sale:** Negotiated  
**Board Approval:** n/a  
**Negotiated Sale:** May 9, 2012  
**Closing Date:** June 1, 2012  
**True Interest Cost (TIC):** 3.05%  
**Net Interest Cost (NIC):** 3.39%

Issuance Costs	Firm	HUB	Amount	Per \$1,000
Bond Counsel	McCall, Parkhurst & Horton LLP	No	58,368	0.72
Financial Advisor	First Southwest Co.	No	40,489	0.50
Printing	iDeal/Clements Printing	BA	2,256	0.03
Paying Agent/Registrar	Bank of New York Mellon Trust Co.	No	9,000	0.11
Escrow Agent	Bank of New York Mellon Trust Co.	No	1,500	0.02
Escrow Verification	Grant Thornton	No	4,000	0.05
Attorney General		N/A	14,320	0.18
Miscellaneous		N/A	600	0.01
Rating Agencies	Rating			
Moody's	Aa2		50,000	0.62
Fitch	AA		45,000	0.56
<b>Subtotal</b>			<b>\$ 225,533</b>	<b>\$ 2.79</b>

Underwriting Spread	Amount	Per \$1,000
Takedown	354,771	4.40
Spread Expenses	64,332	0.80
<b>Total*</b>	<b>\$ 419,103</b>	<b>\$ 5.19</b>

\*Total Underwriting Spread does include Underwriter's Counsel fee

	Firm	HUB	Amount	Per \$1,000	Fees Paid By
<b>Underwriter's Counsel</b>	Loke Lord Bissel & Liddell LLP	N/A	47,014	0.58	Underwriter

Syndicate Firms' Gross Takedown		Risk	Management Fee		Takedown	
Syndicate Member	HUB	%	% Amount	\$ Amount	% Amount	\$ Amount
<b>Series A</b>						
J.P. Morgan	No	30.00%	0.00%	-	49.35%	164,026
Raymond James/ Morgan Keegan	No	25.00%	0.00%	-	13.64%	45,350
Estrada Hinojosa & Co. Inc	HA	15.00%	0.00%	-	3.47%	11,519
Jefferies	No	15.00%	0.00%	-	15.78%	52,448
Southwest Securities	No	15.00%	0.00%	-	17.76%	59,028
<b>Total</b>		<b>100.00%</b>	<b>0.00%</b>	<b>\$ -</b>	<b>100.00%</b>	<b>\$ 332,371</b>
<b>Series B</b>						
Raymond James/ Morgan Keegan	No	60.00%			87.42%	19,583
J.P. Morgan	No	40.00%	0.00%	-	12.58%	2,818
<b>Total</b>		<b>100.00%</b>	<b>0.00%</b>	<b>\$ -</b>	<b>100.00%</b>	<b>\$ 22,400</b>

**TEXAS VETERANS LAND BOARD**

**Issue:** Texas Veterans' Land Board State of Texas Veterans Bonds, Series 2011C

**Purpose:** The proceeds of the bonds will be deposited in the Veterans' Housing Assistance Fund II.

**Par:** \$74,995,000  
**Method of Sale:** Negotiated  
**Board Approval:** November 22, 2011  
**Negotiated Sale:** December 14, 2011  
**Closing Date:** December 15, 2011  
**True Interest Cost (TIC):** n/a  
**Net Interest Cost (NIC):** n/a

Issuance Costs	Firm	HUB	Amount	Per \$1,000
Bond Counsel	Vinson & Elkins LLP	No	67,500	0.90
Co-Bond Counsel	Lannen & Oliver PC	BA	16,906	0.23
Financial Advisor	Raymond James & Associates Inc.	No	27,248	0.36
O.S. Preparation	Island Printing	No	905	0.01
Liquidity Provider Counsel	Andrews Kurth LLP	No	15,000	0.20
Attorney General		N/A	9,500	0.13
Rating Agencies	Rating			
Moody's	Aaa/VMIG 1		5,000	0.07
<b>Subtotal</b>			<b>\$ 142,059</b>	<b>\$ 1.89</b>

Underwriting Spread	Amount	Per \$1,000
Takedown	74,995	1.00
Spread Expenses	33,906	0.45
<b>Total*</b>	<b>\$ 108,901</b>	<b>\$ 1.45</b>

\*Total Underwriting Spread does include Underwriter's Counsel fee

	Firm	HUB	Amount	Per \$1,000	Fees Paid By
Underwriter's Counsel	Locke Lord Bissell & Liddell LLP	No	25,000	0.33	Underwriter
Co - Underwriter's Counsel	Mahomes Bolden & Warren PC	BA	5,000	0.07	Underwriter

Syndicate Firms' Gross Takedown		Risk	Management Fee		Takedown	
Syndicate Member	HUB	%	% Amount	\$ Amount	% Amount	\$ Amount
Morgan Stanley	No	85.00%	0.00%	-	85.00%	63,746
Siebert Brandford Shank & Co. LLC	BA	15.00%	0.00%	-	15.00%	11,249
<b>Total</b>		<b>100.00%</b>	<b>\$ -</b>	<b>\$ -</b>	<b>100.00%</b>	<b>\$ 74,995</b>

# **TEXAS VETERANS LAND BOARD**

**Issue:** Texas Veterans' Land Board, State of Texas Veterans Bonds, Series 2012A

**Purpose:** The proceeds of the bonds will be deposited in the Veterans' Housing Assistance Fund II.

**Par:** \$74,995,000  
**Method of Sale:** Negotiated  
**Board Approval:** May 14, 2012  
**Negotiated Sale:** May 22, 2012  
**Closing Date:** May 23, 2012  
**True Interest Cost (TIC):** n/a  
**Net Interest Cost (NIC):** n/a

Issuance Costs	Firm	HUB	Amount	Per \$1,000
Bond Counsel	Vinson & Elkins LLP	No	67,500	0.90
Co-Bond Counsel	Lannen & Oliver PC	BA	16,906	0.23
Financial Advisor	Raymond James & Associates Inc.	No	27,248	0.36
O.S. Preparation	Island Printing	No	1,001	0.01
Liquidity Provider Counsel	Andrews Kurth LLP	No	17,500	0.23
Attorney General		N/A	9,500	0.13
Rating Agencies	Rating			
Moody's	Aaa/VMIG 1		28,750	0.38
Fitch	AAA/F-1+		5,000	0.07
<b>Subtotal</b>			<b>\$ 173,405</b>	<b>\$ 2.31</b>

Underwriting Spread	Amount	Per \$1,000
Takedown	74,995	1.00
Spread Expenses	34,034	0.45
<b>Total*</b>	<b>\$ 109,029</b>	<b>\$ 1.45</b>

\*Total Underwriting Spread does include Underwriter's Counsel fee

	Firm	HUB	Amount	Per \$1,000	Fees Paid By
<b>Underwriter's Counsel</b>	Locke Lord Bissell & Liddell LLP	No	25,000	0.33	Underwriter
<b>Co - Underwriter's Counsel</b>	Mahomes Bolden & Warren PC	BA	5,000	0.07	Underwriter

Syndicate Firms' Gross Takedown		Risk	Management Fee		Takedown	
Syndicate Member	HUB	%	% Amount	\$ Amount	% Amount	\$ Amount
JP Morgan	No	85.00%	0.00%	-	85.00%	63,746
Drexel Hamilton, LLC	No	15.00%	0.00%	-	15.00%	11,249
<b>Total</b>		<b>100.00%</b>	<b>\$ -</b>	<b>\$ -</b>	<b>100.00%</b>	<b>\$ 74,995</b>

# TEXAS WATER DEVELOPMENT BOARD

**Issue:** Texas Water Development Board State of Texas General Obligation Bonds, State of Texas Water Financial Assistance Bonds, Series 2011B

**Purpose:** The proceeds will provide financial assistance to eligible political subdivisions and to pay cost of issuance of the bonds.

**Par:** \$92,255,000  
**Method of Sale:** Negotiated  
**Board Approval:** August 18, 2011  
**Negotiated Sale:** September 14, 2011  
**Closing Date:** October 4, 2011  
**True Interest Cost (TIC):** 3.48%  
**Net Interest Cost (NIC):** 3.74%

Issuance Costs	Firm	HUB	Amount	Per \$1,000
Bond Counsel	McCall, Parkhurst & Horton LLP	No	32,253	0.35
Financial Advisor	First Southwest Co.	No	48,378	0.52
Printing	ImageMaster	No	1,571	0.02
Paying Agent/Registrar	The Bank of NY Mellon Trust Co.	No	83	0.00
Attorney General		N/A	9,500	0.10
Miscellaneous		N/A	2,372	0.03
Rating Agencies	Rating			
Moody's	Aaa		25,000	0.27
Standard & Poor's	AA+		23,800	0.26
Fitch	AAA		30,000	0.33
<b>Subtotal</b>			<b>\$ 172,957</b>	<b>\$ 1.87</b>

Underwriting Spread	Amount	Per \$1,000
Management Fee	39,046	0.42
Takedown	430,656	4.67
Spread Expenses	60,764	0.66
<b>Total*</b>	<b>\$ 530,466</b>	<b>\$ 5.75</b>

\*Total Underwriting Spread does include Underwriter's Counsel fee

	Firm	HUB	Amount	Per \$1,000	Fees Paid By
<b>Underwriter's Counsel</b>	Vinson & Elkins LLP	No	37,000	0.40	Sr. Manager

Syndicate Firms' Gross Takedown		Risk	Management Fee		Takedown	
Syndicate Member	HUB	%	% Amount	\$ Amount	% Amount	\$ Amount
Piper Jaffray	No	40.00%	51.34%	20,046	61.37%	264,278
Fidelity Capital Markets	No	15.00%	13.45%	5,250	7.36%	31,699
Morgan Stanley	No	15.00%	17.29%	6,750	17.91%	77,113
Loop Capital Markets LLC	BA	15.00%	6.40%	2,500	5.14%	22,153
Raymond James & Associates	No	15.00%	11.52%	4,500	8.22%	35,412
<b>Total</b>		<b>100.00%</b>	<b>100.00%</b>	<b>\$ 39,046</b>	<b>100.00%</b>	<b>\$ 430,656</b>

# **TEXAS WATER DEVELOPMENT BOARD**

**Issue:** Texas Water Development Board State of Texas Water Financial Assistance Bonds Series 2012A (WIF) and Series 2012B (EDAP)

**Purpose:** The proceeds from the bonds will be used to finance water assistance projects through the WIF-Construction program by providing program loans to certain political subdivisions for water and water-related projects and to finance loans and grants to certain political subdivisions through EDAP for water and water-related projects, and to pay the costs of issuance.

**Par:** \$54,885,000  
**Method of Sale:** Negotiated  
**Board Approval:** November 17, 2011  
**Negotiated Sale:** January 18, 2012  
**Closing Date:** February 7, 2012  
**True Interest Cost (TIC) A/B:** 2.63% / 2.53%  
**Net Interest Cost (NIC) A/B:** 2.98% / 2.69%

Issuance Costs	Firm	HUB	Amount	Per \$1,000
Bond Counsel	Andrews & Kurth LLP	No	50,000	0.91
Financial Advisor	Public Financial Management Inc.	No	41,768	0.76
Printing	ImageMaster	No	1,255	0.02
Paying Agent/Registrar	Bank of New York Mellon	No	500	0.01
Attorney General		N/A	19,000	0.35
Staff Travel		N/A	2,200	0.04
Rating Agencies	Rating			
Moody's	Aaa		20,000	0.36
Standard & Poor's	AA+		12,600	0.23
Fitch	AAA		18,000	0.33
<b>Subtotal</b>			<b>\$ 165,323</b>	<b>\$ 3.01</b>

Underwriting Spread	Amount	Per \$1,000
Management Fee	52140.75	0.95
Takedown	186,909	3.41
Spread Expenses	51,205	0.93
<b>Total*</b>	<b>\$ 290,255</b>	<b>\$ 5.29</b>

\*Total Underwriting Spread does include Underwriter's Counsel fee

	Firm	HUB	Amount	Per \$1,000	Fees Paid By
<b>Underwriter's Counsel</b>	Fulbright & Jaworski	No	30,000	0.55	Senior UW

Syndicate Firms' Gross Takedown		Risk	Management Fee		Takedown	
Syndicate Member	HUB	%	% Amount	\$ Amount	% Amount	\$ Amount
Citigroup	No	35.00%	38.63%	20,140	50.80%	94,951
J.P. Morgan	No	35.00%	17.26%	9,000	21.32%	39,850
Frost Bank	No	10.00%	12.47%	6,500	4.85%	9,071
M.R. Beal	No	10.00%	12.47%	6,500	12.65%	23,653
SAMCO	No	10.00%	19.18%	10,000	10.37%	19,384
<b>Total</b>		<b>100.00%</b>	<b>100.00%</b>	<b>\$ 52,140</b>	<b>100.00%</b>	<b>\$ 186,909</b>

# TEXAS WATER DEVELOPMENT BOARD

**Issue:** Texas Water Development Board State of Texas General Obligation Bonds, Series 2012C

**Purpose:** The proceeds of the bonds will be deposited into the Financial Assistance Account and used to fund Financial Assistance Projects and provide financial assistance to eligible political subdivisions and to pay the costs of issuance of the bonds.

**Par:** \$149,645,000  
**Method of Sale:** Negotiated  
**Board Approval:** March 1, 2012  
**Negotiated Sale:** March 20, 2012  
**Closing Date:** April 10, 2012  
**True Interest Cost (TIC):** 3.69%  
**Net Interest Cost (NIC):** 3.87%

Issuance Costs	Firm	HUB	Amount	Per \$1,000
Bond Counsel	Andrews Kurth LLP	No	40,053	0.27
Financial Advisor	Public Financial Management Inc.	No	65,410	0.44
Printing	ImageMaster	No	1,247	0.01
Paying Agent/Registrar	Bank of New York Mellon	No	208	0.00
Attorney General		N/A	9,500	0.06
Staff Travel		N/A	2,314	0.02
Rating Agencies	Rating			
Moody's	Aaa		35,000	0.23
Standard & Poor's	AA+		36,300	0.24
Fitch	AAA		50,000	0.33
<b>Subtotal</b>			<b>\$ 240,032</b>	<b>\$ 1.60</b>

Underwriting Spread	Amount	Per \$1,000
Management Fee	74,823	0.50
Takedown	652,688	4.36
Spread Expenses	51,090	0.34
<b>Total*</b>	<b>\$ 778,601</b>	<b>\$ 5.20</b>

\*Total Underwriting Spread does include Underwriter's Counsel fee

	Firm	HUB	Amount	Per \$1,000	Fees Paid By
<b>Underwriter's Counsel</b>	Bracewell & Giuliani LLP	No	30,000	0.20	Senior Underwriter

Syndicate Firms' Gross Takedown		Risk	Management Fee		Takedown	
Syndicate Member	HUB	%	% Amount	\$ Amount	% Amount	\$ Amount
Morgan Stanley	No	50.00%	73.27%	54,823	59.39%	387,645
BofA Merrill Lynch	No	10.00%	2.67%	2,000	16.96%	110,708
Estrada Hinojosa & Co.	HA	10.00%	1.34%	1,000	0.20%	1,313
Ramirez & Co.	HA	10.00%	6.68%	5,000	9.10%	59,415
Siebert Brandford Shank & Co.	BA	10.00%	8.02%	6,000	10.57%	68,958
Southwest Securities	No	10.00%	8.02%	6,000	3.78%	24,649
Total		100.00%	100.00%	\$ 74,823	100.00%	\$ 652,688

# TEXAS WATER DEVELOPMENT BOARD

**Issue:** Texas Water Development Board State of Texas General Obligation Bonds Water Financial Assistance Refunding Bonds Taxable Series 2012D (Economically Distressed Areas Program) and Taxable Series 2012E (State Participation Program)

**Purpose:** The proceeds from the sale of the Series 2012D bonds will be used for (i) current refundings for the remaining Water Financial Assistance Bonds, Series 1998C (EDAP) bonds still outstanding and for the remaining Water Financial Assistance Bonds, Series 2001A (EDAP) still outstanding and (ii) to pay the costs of issuance. The proceeds of the Series 2012E bonds will be used for (i) current refunding of the outstanding Water Financial Assistance Bonds, Series 2001C (SPP) and (ii) to pay costs of issuance.

**Par:** \$37,940,000  
**Method of Sale:** Negotiated  
**Board Approval:** April 13, 2012  
**Negotiated Sale:** May 1, 2012  
**Closing Date:** May 30, 2012  
**True Interest Cost (TIC) A/B:** 1.61% / 3.71%  
**Net Interest Cost (NIC) A/B:** 1.61% / 3.72%

Issuance Costs	Firm	HUB	Amount	Per \$1,000
Bond Counsel	McCall, Parkhurst & Horton LLP	No	34,661	0.91
Financial Advisor	First Southwest Co.	No	43,607	1.15
Printing	ImageMaster	No	1,249	0.03
Paying Agent/Registrar	Bank of New York Mellon Trust Co.	No	633	0.02
Attorney General		N/A	19,000	0.50
Staff Travel		N/A	459	0.01
Source Media (Notices for Refundings)		N/A	6,307	0.17
Rating Agencies	Rating			
Moodv's	Aaa		17,000	0.45
Standard and Poor's	AA+		9,200	0.24
Fitch	AAA		15,000	0.40
<b>Subtotal</b>			<b>\$ 147,116</b>	<b>\$ 3.88</b>

Underwriting Spread	Amount	Per \$1,000
Management Fee	37,940	1.00
Takedown	154,580	4.07
Spread Expenses	37,822	1.00
<b>Total*</b>	<b>\$ 230,342</b>	<b>\$ 6.07</b>

\*Total Underwriting Spread does include Underwriter's Counsel fee

	Firm	HUB	Amount	Per \$1,000	Fees Paid By
<b>Underwriter's Counsel</b>	Andrews Kurth LLP	N/A	30,000	0.79	Underwriter

Syndicate Firms' Gross Takedown		Risk	Management Fee		Takedown	
Syndicate Member	HUB	%	% Amount	\$ Amount	% Amount	\$ Amount
RBC Capital Markets	No	40.00%	53.00%	20,000	39.88%	61,646
Loop Capital Markets	BA	20.00%	15.00%	5,720	19.94%	30,823
Raymond James/ Morgan Keegan	No	20.00%	15.00%	5,720	19.94%	30,823
Coastal Securities	No	20.00%	17.00%	6,500	20.24%	31,288
<b>Total</b>		<b>100.00%</b>	<b>100.00%</b>	<b>\$ 37,940</b>	<b>100.00%</b>	<b>\$ 154,580</b>

**TEXAS WOMAN'S UNIVERSITY**

**Issue:** Board of Regents of Texas Woman's University Revenue Financing System Refunding Bonds, Series 2012

**Purpose:** The proceeds from the sale of the bonds will be used to: (i) refund certain outstanding obligations of the Board to realize a net present value debt service savings and (ii) pay costs of issuance of the bonds.

**Par:** \$17,915,000  
**Method of Sale:** Negotiated  
**Board Approval:** n/a  
**Negotiated Sale:** May 9, 2012  
**Closing Date:** June 5, 2012  
**True Interest Cost (TIC):** 2.00%  
**Net Interest Cost (NIC):** 2.17%

Issuance Costs	Firm	HUB	Amount	Per \$1,000
Bond Counsel	McCall, Parkhurst & Horton LLP	No	28,459	1.59
Financial Advisor	RBC Capital Markets, LLC	No	59,542	3.32
Printing	Ipreo and Clements Printing	No	1,874	0.10
Paying Agent/Registrar	Bank of New York Mellon Trust Co.	No	500	0.03
Escrow Agent	Bank of New York Mellon Trust Co.	No	2,400	0.13
Escrow Verification	Grant Thornton	No	3,500	0.20
Attorney General		N/A	9,500	0.53
Rating Agencies	Rating			
Moody's	Aa3		22,500	1.26
<b>Subtotal</b>			<b>\$ 128,275</b>	<b>\$ 7.16</b>

Underwriting Spread	Amount	Per \$1,000
Management Fee	17,915	1.00
Takedown	68,106	3.80
Spread Expenses	17,915	1.00
<b>Total*</b>	<b>\$ 103,936</b>	<b>\$ 5.80</b>

\*Total Underwriting Spread does include Underwriter's Counsel fee

	Firm	HUB	Amount	Per \$1,000	Fees Paid By
Underwriter's Counsel	Andrews Kurth LLP	N/A	12,500	0.70	Underwriter

Syndicate Firms' Gross Takedown		Risk	Management Fee		Takedown	
Syndicate Member	HUB	%	% Amount	\$ Amount	% Amount	\$ Amount
First Southwest Co.	No	60.00%	60.00%	10,749	69.40%	47,265
Raymond James/ Morgan Keegan	No	40.00%	40.00%	7,166	30.60%	20,840
<b>Total</b>		<b>100.00%</b>	<b>100.00%</b>	<b>\$ 17,915</b>	<b>100.00%</b>	<b>\$ 68,105</b>

## **Appendix B**

### **State Commercial Paper and Variable-Rate Note Programs**

Several state agencies and institutions of higher education have established variable-rate debt financing programs that provide financing for equipment or capital projects or provide loans to eligible entities.

As of August 31, 2012, a total of \$6.21 billion was authorized for state commercial paper or variable-rate note programs. Of this amount, \$1.14 billion was outstanding as of the end of fiscal 2012 (*Table B1*), approximately \$107.8 million more than the amount outstanding at fiscal year-end 2011.

A brief summary of each variable-rate debt program is provided below.

#### **Texas Department of Agriculture**

In 1991, the Texas Agricultural Finance Authority (TAFA), a public authority within the Texas Department of Agriculture, was authorized to establish a taxable commercial paper note program. TAFA issues commercial paper to purchase and guarantee loans made to businesses involved in the production, processing, marketing and exporting of Texas agricultural products. The commercial paper notes are a general obligation of the state; however, the program is designed to be self-supporting.

During fiscal 1995, TAFA established a second general obligation taxable commercial paper note program. Proceeds from this program are used to make funds available for the Farm and Ranch Finance Program. The program was established to provide loans and other financial assistance through local lending institutions to eligible borrowers for the purchase of farm or ranch land.

#### **Texas Department of Housing and Community Affairs**

The Texas Department of Housing and Community Affairs (TDHCA) established a single family mortgage revenue commercial paper program in 1994. The program enables TDHCA to capture mortgage payments and prepayments and recycle them into mortgage loans. By issuing commercial paper notes to satisfy the mandatory redemption provisions of outstanding single family mortgage

revenue bonds instead of using the payments and prepayments to redeem bonds, TDHCA is able to preserve the private activity volume cap and generate new mortgage loans.

While still legislatively authorized, the program was terminated in July 2009. TDHCA has no plans to use the authority, and any attempts to reestablish the program would require reauthorization from the Bond Review Board (BRB).

#### **Texas Department of Transportation**

In July 2005, the Texas Transportation Commission, the governing body of the Texas Department of Transportation (the "Department"), authorized a commercial paper program. The Department is authorized to issue up to \$500.0 million in commercial paper to carry out transportation functions.

#### **Texas Economic Development and Tourism Office**

In 1992, the Department of Commerce, subsequently the Texas Economic Development and Tourism Office (the "Office") was granted \$300.0 million of authority to issue commercial paper to fund loans under three programs to Texas businesses. Under the first program marketed as the Texas Leverage Fund, the Office approves loans to local industrial development corporations. Revenues from an optional local half-cent sales tax for economic development secure these loans. The second program provides for the purchase of small business loans which are fully guaranteed by the U.S. Small Business Administration. A third program may make loans directly to businesses from program reserves. The program is designed to be self-supporting; and the commercial paper issued by the Office is taxable. The BRB has authorized a maximum authority of \$25.0 million for the Texas Leverage Fund.

#### **Texas Public Finance Authority**

In 1992, the Texas Public Finance Authority (TPFA) established a Master Lease Purchase Program (MLPP) that is funded through commercial paper. The commercial paper issued to

Table B1  
**TEXAS COMMERCIAL PAPER AND VARIABLE-RATE NOTE PROGRAMS**  
as of August 31, 2012

ISSUER	TYPE OF PROGRAM	AMOUNT BRB AUTHORIZED	AMOUNT ISSUED FISCAL 2012	AMOUNT OUTSTANDING
Texas Department of Agriculture*				
TAFAs	Commercial Paper - Series A	\$ 50,000,000	\$ -	\$ 9,000,000
Farm and Ranch Loans	Commercial Paper - Series B	25,000,000	-	-
Texas Dept of Housing & Community Affairs	Commercial Paper	-	-	-
Texas Department of Transportation	Commercial Paper - Series A	500,000,000	-	-
Texas Economic Dev & Tourism Office**	Commercial Paper	25,000,000	25,000,000	25,000,000
Texas Public Finance Authority				
Revenue	Commercial Paper - 2003	150,000,000	1,350,000	76,790,000
General Obligation	Commercial Paper - 2002A	881,000,000	8,250,000	8,250,000
General Obligation	Commercial Paper - 2002B	175,000,000	24,000,000	24,000,000
General Obligation	Commercial Paper - 2008	1,000,000,000	67,835,000	67,835,000
General Obligation - Cancer Prevention	Commercial Paper - Series A	450,000,000	75,700,000	75,700,000
Research Institute of Texas <sup>(1)</sup>	Commercial Paper - Series B		-	-
Texas Tech University System				
Revenue Financing System	Commercial Paper	150,000,000	49,772,000	27,159,000
The Texas A&M University System				
Permanent University Fund	Flexible-Rate Notes	125,000,000	-	-
Permanent University Fund	Commercial Paper		155,000,000	-
Revenue Financing System	Commercial Paper	300,000,000	204,700,000	200,000,000
The University of Texas System				
Permanent University Fund	Flexible-Rate Notes	400,000,000	-	-
Permanent University Fund <sup>(1)</sup>	Commercial Paper - Series A	500,000,000	-	-
Permanent University Fund <sup>(1)</sup>	Commercial Paper - Series B		75,000,000	322,000,000
Revenue Financing System <sup>(1)</sup>	Commercial Paper - Series A	1,250,000,000	125,310,000	241,104,000
Revenue Financing System <sup>(1)</sup>	Commercial Paper - Series B		-	-
University of Houston System				
Revenue Financing System	Commercial Paper	125,000,000	9,621,000	25,123,000
University of North Texas System				
Revenue Financing System	Commercial Paper	100,000,000	32,675,000	41,632,000
<b>Total</b>		<b>\$ 6,206,000,000</b>	<b>\$ 854,213,000</b>	<b>\$ 1,143,593,000</b>
<b>Source:</b> Texas Bond Review Board - Bond Finance Office * Represents the maximum amount authorized by the Bond Review Board; however, the Texas Agricultural Finance Authority (Department of Agriculture) has approved a \$100 million program amount **Represents the maximum amount authorized by the Bond Review Board; however, the program has a \$300 million program amount <sup>(1)</sup> Represents cumulative total amount for Series A (tax-exempt) & B (taxable) with no limitation on the amount issued in each series, provided that the total outstanding amount will not exceed the maximum authorization				

date has primarily been used to finance the purchase of equipment such as computers and telecommunications equipment. TPFA also has the authority to use the commercial paper to provide interim financing for capital projects undertaken on behalf of state agencies. The MLPP commercial paper is a special revenue obligation of the state, payable only from legislative appropriations to the participating agencies for lease payments.

During fiscal 1993, TPFA established a variable-rate

financing program that is secured by the state's general obligation pledge. The proceeds are used to provide interim financing for capital projects that are authorized by the legislature and financed through general obligation bonds. In 2002, TPFA established a commercial paper program that is also secured by the state's general obligation pledge to provide financial assistance to border counties for roadways in colonias.

In 2008, TPFA established another commercial

paper program that is also secured by the state's general obligation pledge to: (i) provide interim financing for maintenance, improvement, repair, construction and equipment-acquisition projects for state agencies, (ii) refund and refinance the Notes, and (iii) pay the costs of issuance of the Notes.

In the November 2007 general election, Texas voters authorized TPFA to issue \$3.00 billion of general obligation debt over ten years to finance cancer research. During fiscal 2009, TPFA established a commercial paper program that is also secured by the state's general obligation pledge to provide financing of certain projects for the Cancer Prevention and Research Institute of Texas. The first issuance occurred in September 2009.

#### **Texas Tech University System and Texas Tech University Health Sciences Center**

In November 1997, the Board of Regents of Texas Tech University System (the "TTU System") authorized a Revenue Financing System commercial paper program to provide interim financing for capital projects, including construction, acquisition, renovation and equipment for facilities of the TTU System. The commercial paper is secured by a pledge of all legally available revenues of the TTU System, including pledged tuition fees, general fees and other revenue sources.

#### **The Texas A&M University System**

The Texas A&M University System (the "A&M System") has authorized three variable-rate financing programs: a flexible-rate note program and a commercial paper program both secured by the Permanent University Fund (PUF), as well as a commercial paper program secured by the A&M System revenues. The A&M System's PUF flexible-rate note program and the PUF commercial paper program were established in 1988 and 2008, respectively, to provide interim financing and equipping of facilities for eligible construction projects. The A&M System's total outstanding PUF commercial paper notes and flexible-rate notes may not exceed \$125.0 million in principal amount at any time.

The A&M System's Revenue Financing System

(RFS) Commercial Paper Program was established in 1992 to provide interim financing for capital projects, including construction, acquisition, and renovation or equipping of facilities throughout the A&M System. Outstanding RFS commercial paper may not exceed \$300.0 million in principal amount at any time and is secured by a pledge of all legally available revenues to the A&M System, including pledged tuition revenue and fees, general fees and other revenue sources. The A&M System has a self-liquidity facility for this program.

#### **The University of Texas System**

The University of Texas System (the "UT System") has two primary interim financing programs: a Revenue Financing System (RFS) commercial paper program and a Permanent University Fund (PUF) both of which feature both taxable and tax-exempt commercial paper options.

The UT System's RFS commercial paper note program was established in 1990 to provide interim financing for capital projects, including construction, acquisition and renovation or equipping of facilities. RFS commercial paper notes are secured by a pledge of all legally available revenues of the UT System, including pledged tuition fees, general fees and other revenue sources. The UT System's aggregate amount of outstanding RFS commercial paper notes may not exceed \$1.25 billion in principal amount at any time.

The UT System's PUF commercial paper note program was established in 2008 to replace a previously authorized \$400 million PUF flexible-rate note program. The UT System expects to utilize the PUF commercial paper note program as its primary short-term financing vehicle for PUF-related projects but will maintain the flexible-rate note program. PUF commercial paper notes provide interim financing for eligible capital projects, including construction, acquisition and renovation or equipping of facilities. PUF commercial paper notes are secured by the UT System's share of distributions from the total return on all PUF investments. The UT System's outstanding PUF commercial paper notes may not exceed \$500 million in principal amount at any time.

### **University of Houston System**

In August 2006, the Board of Regents of the University of Houston System (the "UH System") authorized a Revenue Financing System commercial paper program. The program was established to provide interim financing for capital projects, including construction, acquisition, renovation and equipment for facilities of the UH System. The commercial paper is secured by a pledge of all legally available revenues of the UH System, including pledged tuition fees, general fees and other revenue sources.

### **University of North Texas System**

In May 2004, the Board of Regents of the University of North Texas System (the "UNT System") authorized a Revenue Financing System commercial paper program in an initial amount not to exceed \$50.0 million. The program was established to provide interim financing for capital projects, including construction, acquisition, renovation and equipment for facilities of the UNT System. The commercial paper is secured by a pledge of all legally available revenues of the UNT System, including pledged tuition fees, general fees and other revenue sources. In fiscal 2008, the commercial paper program was increased to an amount not to exceed \$100.0 million of which \$25.0 million may be issued as taxable notes.

### **Other State Issuers of Variable-Rate Debt**

Several other state issuers have the authority to issue debt in variable-rate form. State issuers may utilize variable-rate debt in order to diversify their debt portfolio and to take advantage of lower short-term interest rates that may be available.

The Veterans Land Board is one example of a state issuer that has issued variable-rate housing assistance bonds to diversify its debt portfolio. Similarly, the Texas Water Development Board is authorized to issue subordinate-lien variable-rate demand revenue bonds as part of the State Revolving Fund program.

### **Comptroller of Public Accounts Liquidity Facility Provider Duties**

The 73<sup>rd</sup> Legislature passed legislation that

authorized the Comptroller of Public Accounts - Treasury Operations to enter into agreements to provide liquidity for obligations issued for governmental purposes by an agency of the state as long as the agreements did not conflict with the liquidity needs of the Treasury. Eligible obligations include commercial paper, variable-rate demand obligations and bonds.

Pursuant to Section 404.027 of the Texas Government Code, the Comptroller may enter into agreements to provide liquidity for agency obligations issued for governmental purposes if it does not conflict with the Treasury's liquidity needs. As of August 31, 2012 the Comptroller of Public Accounts - Treasury Operations provided a total of \$538.6 million in one-day commitments and \$603 million in total liquidity agreements for state obligations.

## Appendix C

### State Issuers' Use of Swaps

Interest rate swaps are part of a larger class of financial instruments called derivatives whose value is based on the performance of an underlying financial asset, index or other investment. While a variety of derivative products are available, Texas issuers most often use interest rate swaps. Swaps are primarily used as tools for financial management to reduce interest expense and hedge against interest-rate, tax, basis and other risks described below. Swaps can also increase financial flexibility and are used to achieve objectives consistent with the issuer's overall program goals and financial policies. See *Table C1* for the total number of swaps outstanding by issuer at August 31, 2012.

#### Swaps

An interest rate swap is created when a debt issuer and a financial institution, each referred to as a counterparty, enter into a contract to exchange interest payments. The types of swaps most often utilized by Texas issuers are pay-fixed, receive-variable and pay-variable, receive-variable (basis) interest rate swaps. As of August 31, 2012, pay-fixed, receive-variable swaps comprised approximately 71.5% of the state's \$4.76 billion in total notional amount of swaps outstanding.

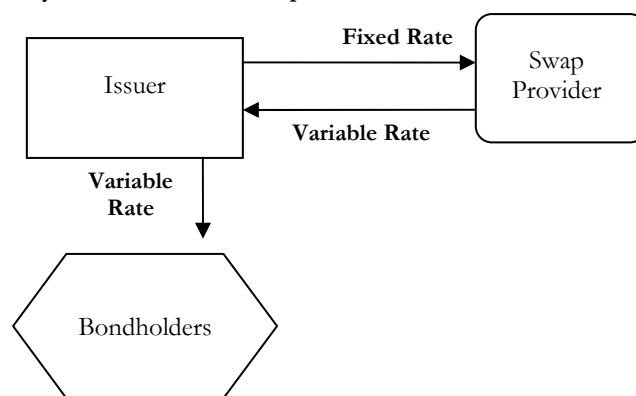
During fiscal 2009 two pay-fixed, receive-variable swap contracts, associated with the Veterans Land Board (VLB) Veterans' Housing Assistance Program, Fund II Series 2004A and 2005B Bonds were terminated as a result of the bankruptcy of Lehman Brothers and are now classified as variable-rate debt. No swap contracts were terminated in fiscal 2010, but during fiscal 2011 VLB exercised its option to terminate its only synthetic floating rate swap due to the contract's favorable fair market value. During fiscal 2012, two VLB basis swaps with notional amounts totaling \$150.0 million reached their expiration date of September 1, 2011. Also during fiscal 2012, VLB added a swap contract to its Series 2011C and Series 2012A bonds with notional amounts of \$75.0 million each. VLB has a

forward swap on its Series 2012B bonds with a notional amount of \$100.0 million with an effective date of November 1, 2012. Also, The University of Texas System (UTS) added a basis swap on its Permanent University Fund Series 2008A debt with a notional amount of \$195.7 million with an effective date of November 1, 2011 and a forward swap on its Revenue Financing System Series 2008B debt with a notional amount of \$110.6 million with an effective date of February 1, 2014.

#### Pay-fixed, receive-variable swap (synthetic fixed-rate swap)

By accepting certain risks with pay-fixed, receive-variable swaps, issuers may be able to lower their borrowing costs compared to issuing traditional, fixed-rate bonds. Under

##### Synthetic Fixed-Rate Swap



this arrangement which creates *synthetic fixed-rate debt*, the issuer agrees to make fixed-rate payments to the swap counterparty and the swap counterparty agrees to pay the issuer variable, index-based rate payments that are expected to be comparable to the rates payable on the variable-rate debt associated with the swap agreement.

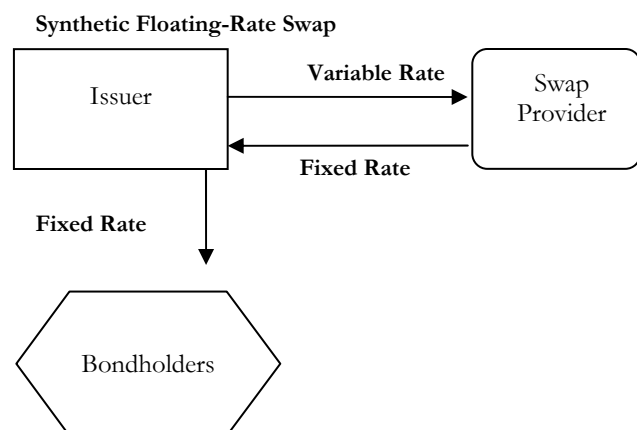
To structure such a transaction, issuers must analyze the impact of issuing either natural or synthetic fixed-rate debt. If the spread between the two is sufficient to compensate the issuer for accepting certain risks associated with synthetic fixed-rate debt, the issuer will execute the swap and issue the associated

variable-rate debt. The issuer remains obligated to make debt-service payments to the variable-rate bond holders, even if the variable-rate payment received from the swap counterparty does not cover the variable-rate payment due on the associated bonds (see discussion on Basis Risk).

The variable rates received under most of Texas' pay-fixed, receive-variable interest rate swaps are based on various *taxable* London Interbank Offered Rates (LIBOR). A *tax-exempt* index often used in the swap market is the Securities Industry and Financial Markets Association Swap Index (SIFMA) formerly known as the BMA Swap Index produced by Municipal Market Data. The variable-rate payment received may also be tied to the issuer's cost of funds.

#### Pay-variable, receive-fixed swap (synthetic floating-rate swap)

Conversely, *synthetic floating-rate debt* is created when the issuer sells fixed-rate debt and enters into a fixed-to-floating rate swap. The issuer agrees to pay variable-rate payments to the counterparty and in exchange receives a fixed-rate payment from the swap counterparty. As with synthetic fixed-rate debt, the rate to be paid is tied to an underlying reference index such as the *taxable* LIBOR or the *tax-exempt* SIFMA Index. This swap program is illustrated below.



As of August 31, 2012 no synthetic floating-rate swaps were outstanding.

#### Pay-variable, receive-variable swap (basis swap)

The pay-variable, receive-variable swaps (called *basis* swaps) are LIBOR-to-SIFMA basis swaps that effectively convert the variable rate on the associated taxable variable-rate bond issues from a *taxable* LIBOR-based rate to a *tax-exempt* SIFMA-based rate. As of August 31, 2012, basis swaps comprised approximately 28.5% of the state's total notional amount of swaps outstanding.

### **Risk Analysis**

State issuers considering entering into an interest-rate swap agreement must assess the risks associated with the transaction. Some issuers include contractual limitations or options that assist in reducing those risks. For example, the VLB has the option to terminate its swap agreements at any time at its option. Generally, the risks associated with interest rate swaps fall into the following categories:

*Termination Risk* – the risk that an interest rate swap could be terminated prior to its scheduled termination date as a result of any of several events relating to either the issuer or its counterparty. The issuer or the counterparty may terminate a swap if the other party fails to perform under the terms of the swap agreement. If a swap has a negative fair value, the issuer would owe the respective counterparty a termination payment equal to the swap's fair value at the time of termination (see discussion on Fair Value).

*Credit Risk* – the risk that either the counterparty or the issuer will not fulfill its obligations specified by the terms of the swap agreement. State issuers mitigate this risk by entering into transactions with highly-rated counterparties. The issuers also mitigate concentrations of credit risk by diversifying their swap portfolios among different

counterparties. Credit risk also includes the risk of the occurrence of an event that would modify the credit rating of an issuer or its counterparty.

*Basis Risk* – the risk of a shortfall between the interest payment received and the interest payment paid on the related debt issue. An issuer mitigates this risk by: 1) matching the swap's notional amount and amortization schedule to the associated bond issue's principal amount and amortization schedule and 2) selecting a variable-rate leg for the swap that is reasonably expected to match the interest rate on the associated variable-rate bonds over the life of the bond issue.

*Rollover Risk* – the risk associated with the counterparty's option to terminate the swap. If the swap is terminated by the counterparty, the associated variable-rate bonds would no longer have a synthetic fixed rate and would be subject to interest rate risk to the extent the variable-rate bonds were not hedged with another swap or with variable-rate assets on the issuer's balance sheet.

*Tax Risk* – the risk associated with potential changes in the taxation of the issuer's tax-exempt, variable-rate bonds as a result of changes in marginal income tax rates and other changes in the federal and state tax systems.

*Fair Value* – the value of a swap estimated by using market-standard practice that includes a calculation of future net settlement payments required by the swap based on market expectations implied by the current yield curve for interest rate transactions. For a swap with embedded options, additional calculations are made to determine the value of the options.

When the fair value of a swap is positive, the counterparty is liable to the issuer for the fair value in the event of termination of the swap. In this instance the issuer is exposed to counterparty credit risk; however, issuer swap

agreements contain varying collateral agreements and insurance policies with counterparties to mitigate credit risk.

Due to the general reduction in interest rates over the last several years, the net fair value of the state's outstanding swaps was negative at August 31, 2012, indicating that, with the exception of TxDOT, Texas swap issuers would be liable for payments to the counterparty for the fair values of the swaps in the unlikely event of termination. However, it is important to note that issuers have achieved significant savings in interest costs over the last several years by use of interest rate swaps. (See *Table C2* for the terms, counterparty credit ratings and fair values for the state's swaps outstanding by issuer at August 31, 2012.)

### **Additional Derivative Products**

In addition to interest rate swaps, additional derivative products used by Texas issuers include the following:

*Options on swaps* – sale or purchase of options to commence or cancel interest rate swaps. Several of the VLB swaps contain embedded options called barrier options that provide for the VLB to be "knocked out" of the swaps by the respective counterparties for varying periods of time upon the breach of certain predetermined barriers. In each of these cases, the respective counterparties paid the VLB an up-front premium for the option.

*Interest rate caps* – financial contracts called caps, collars or floors limit or bound exposure to interest rate volatility.

*Rate locks* – rate locks are often based on interest rate swaps and may be used to hedge against a rise in interest rates for an upcoming fixed-rate bond issue.

### **Management Policy**

State issuers with swap transactions outstanding or those issuers contemplating

entering into swap agreements have adopted derivative or swap-management policies outlining the objectives, management, oversight, monitoring, selection and restrictions for their derivative or swap agreements.

With the passage of Senate Bill 1332 during the 80<sup>th</sup> Legislature, the Bond Review Board's (BRB) statutes were modified to add a definition of interest rate management (derivative) agreements and to require the BRB to develop a related policy. In fiscal 2009 the BRB engaged a swap advisor to assist with the development of a state interest rate management policy and analysis of interest rate management agreements. This policy can be found on the agency's website.

In fiscal 2010 the BRB amended its administrative rules to require issuers that enter into derivative agreements to submit additional information for staff review

including a copy of all schedules to the Master Agreement and/or the Credit Support Annex and transaction confirmations. Additionally, issuers must notify the Bond Review Board within 10 days of material adverse changes involving the parties to derivative agreements.

Table C1 NOTIONAL AMOUNTS - INTEREST RATE SWAPS As of August 31, 2012 (Unaudited) (amounts in thousands)			
	Original Notional Amount	Current Notional Amount	Total # of Swaps
<b><u>Veterans Land Board</u></b>			
Pay-Fixed, Receive-Variable Total	\$2,095,550	\$1,718,840	46
Pay-Variable, Receive-Variable Total	71,630	65,130	2
<b>TOTAL VLB</b>	<b>\$2,167,180</b>	<b>\$1,783,970</b>	<b>48</b>
<b><u>Texas Department of Housing and Community Affairs</u></b>			
Pay-Fixed, Receive-Variable Total	\$422,017	\$338,315	9
<b>TOTAL TDHCA</b>	<b>\$422,017</b>	<b>\$338,315</b>	<b>9</b>
<b><u>The University of Texas System</u></b>			
Pay-Fixed, Receive-Variable Total	\$1,480,169	\$1,344,240	8
Pay-Variable, Receive-Variable Total	889,845	889,845	6
<b>TOTAL UTS</b>	<b>\$2,370,014</b>	<b>\$2,234,085</b>	<b>14</b>
<b><u>Texas Transportation Commission</u></b>			
Pay-Variable, Receive-Variable Total	\$400,000	\$400,000	3
<b>TOTAL TTC</b>	<b>\$400,000</b>	<b>\$400,000</b>	<b>3</b>
<b><u>Totals</u></b>			
Pay-Fixed, Receive-Variable	\$3,997,736	\$3,401,395	63
Pay-Variable, Receive-Variable	1,361,475	1,354,975	11
<b>TOTAL INTEREST RATE SWAPS</b>	<b>\$5,359,211</b>	<b>\$4,756,370</b>	<b>74</b>

Table C2 <b>VETERANS LAND BOARD - INTEREST RATE SWAPS</b> <b>As of August 31, 2012 (Unaudited)</b> (amounts in thousands)								
<b>PAY-FIXED, RECEIVE VARIABLE</b>								
<b>(Synthetic Fixed Rate)</b>								
	<b>Original Notional Amount</b>	<b>Current Notional Amount</b>	<b>Effective Date</b>	<b>Swap Termination Date</b>	<b>Fixed-Rate Paid</b>	<b>Variable-Rate Received</b>	<b>Counterparty Credit Ratings</b>	<b>Current Fair Value</b>
<b>Bond Issue</b>								
Vet Hsg Ref Bds Ser '95	\$88,490	\$37,540	11/29/1995	12/01/2016	5.5200%	Actual Bond Rate	A- / Baa1	-5,144
Vet Land Ref Bds Ser '99A	40,025	20,945	06/01/1999	12/01/2018	5.1120%	68% of 6M LIBOR	A- / Baa1	-3,509
Vet Land Tax Ref Bds Ser '2000	39,960	36,835	12/01/2000	12/01/2020	6.1060%	100% of 6M LIBOR	AAA / Aa2	-8,921
Vet Hsg Fund II Bds Ser 2001A-2	20,000	20,000	12/03/2001	12/01/2029	4.3000%	68% of 1M LIBOR	A+ / Baa2	-7,220
Vet Hsg Fund II Bds Ser 2001C-2	25,000	25,000	12/18/2001	12/01/2033	4.3650%	68% of 1M LIBOR	AAA / Aa2	-10,577
Vet Land Bds Ser 2002	20,000	16,480	02/21/2002	12/01/2032	4.1400%	68% of 1M LIBOR	A / A2	-5,209
Vet Hsg Fund II Bds Ser 2002A-2	38,300	23,650	07/10/2002	06/01/2033	3.8725%	68% of 1M LIBOR	A+ / Aa3	-8,423
Vet Land Tax Ref Bds Ser 2002	27,685	27,685	12/01/2002	12/01/2021	4.9350%	100% of 6M LIBOR	A / A2	-6,403
Vet Hsg Fund I Tax Ref Bds Ser 2002B	22,605	19,780	12/01/2002	06/01/2023	4.9100%	100% of 6M LIBOR	AAA / Aa2	-4,560
Vet Hsg Fund II Bds Ser 2003A	50,000	32,330	03/04/2003	06/01/2034	3.3040%	68% of 1M LIBOR	A+ / Aa3	-6,281
Vet Land Tax Ref Bds Ser 2003	50,000	21,165	12/01/2003	12/01/2023	5.1230%	64.5% of 1M LIBOR	A+ / Aa3	-5,393
Vet Hsg Fund I Tax Ref Bds Ser 2003	47,865	47,865	12/01/2003	06/01/2021	5.1900%	100% of 1M LIBOR	AAA / Aa2	-9,954
Vet Hsg Fund II Bds Ser 2003B	50,000	33,605	12/01/2003	06/01/2034	3.4030%	100% of 6M LIBOR	AAA / Aa2	-6,748
Vet Land Tax Ref Bds Ser 2004	24,755	21,095	12/01/2004	12/01/2024	5.4550%	100% of 6M LIBOR	A / A2	-6,273
Vet Hsg Fund II Tax Ref Bds Ser 2004	50,000	16,535	06/01/2004	12/01/2024	5.4500%	68% of 1M LIBOR	A+ / Aa3	-5,355
Vet Hsg Fund II Bds Ser 2004B	50,000	36,475	09/15/2004	12/01/2034	3.6800%	100% of 6M LIBOR	A+ / Aa3	-8,642
Vet Hsg Fund II Tax Ref Bds Ser 2004C & D	43,870	32,305	12/01/2004	06/01/2020	5.3480%	100% of 1M LIBOR	A+ / Aa3	-8,189
Vet Hsg Fund II Bds Ser 2005A	50,000	36,606	02/24/2005	06/01/2035	3.2790%	68% of 1M LIBOR	AAA / Aa2	-7,152
Vet Land Tax Ref Bds Ser 2005	22,795	19,585	12/01/2005	12/01/2026	6.5170%	100% of 6M LIBOR	A+ / Aa3	-8,140
Vet Hsg Fd I / II Tax Ref Bds Ser 2005C & D	24,885	23,290	12/01/2005	06/01/2026	5.1450%	100% of 1M LIBOR	A+ / Aa3	-7,385
Vet Hsg Fund I Tax Ref Bds Ser 2005C	19,860	14,525	12/01/2005	12/01/2023	4.9290%	100% of 1M LIBOR	A+ / Aa3	-3,682
Vet Land Tax Ref Bds Ser 2006A	50,000	26,335	06/01/2006	12/01/2027	6.5400%	68% of 1M LIBOR	A+ / Aa3	-11,174
Vet Land Tax Ref Bds Ser 2006B	31,030	20,745	06/01/2006	12/01/2026	4.6100%	100% of 6M LIBOR	AAA / Aa2	-5,392
Vet Hsg Fund II Tax Ref Bds Ser 2006C	22,325	19,030	06/01/2006	12/01/2027	5.7900%	100% of 6M LIBOR	A+ / Aa3	-6,780
Vet Hsg Fund II Tax Ref Bds Ser 2006B	38,570	38,570	06/01/2006	12/01/2026	5.8300%	100% of 1M LIBOR	A+ / Aa3	-15,304
Vet Hsg Fund II Bds Ser 2006A	50,000	37,715	06/01/2006	12/01/2036	3.5170%	100% of 6M LIBOR	A+ / Aa3	-8,746
Vet Hsg Fund II Bds Ser 2006D	50,000	39,730	09/20/2006	12/01/2036	3.6890%	68% of 1M LIBOR	A / A2	-10,058
Vet Land Tax Ref Bds Ser 2006C	41,050	34,305	12/01/2006	12/01/2027	6.5130%	100% of 1M LIBOR	A+ / Aa3	-15,034
Vet Hsg Fund II Tax Ref Bds Ser 2006E	39,560	39,560	12/01/2006	12/01/2026	5.4610%	100% of 1M LIBOR	A+ / Aa3	-14,747
Vet Hsg Fund II Bds Ser 2007A	54,160	39,810	02/22/2007	06/01/2037	3.6450%	100% of 1M LIBOR	AAA / Aa2	-10,075
Vet Hsg Fund II Bds Ser 2007B	50,000	42,005	06/26/2007	06/01/2038	3.7120%	68% of 1M LIBOR	A+ / Aa3	-10,872
Vet Hsg Tax Ref Bds Ser 2007C	50,000	33,760	12/01/2007	06/01/2029	4.6580%	68% of 1M LIBOR	A+ / Aa3	-11,822
Vet Hsg Fund II Bds Ser 2008A	50,000	42,095	03/26/2008	12/01/2038	3.1890%	68% of 1M LIBOR	A+ / Aa3	-8,549
Vet Hsg Fund II Bds Ser 2008B	50,000	43,400	09/11/2008	12/01/2038	3.2250%	68% of 1M LIBOR	AAA / Aa2	-9,199
Vet Hsg Fund II Tax Ref Bds Ser 2009C	65,845	63,850	12/01/2009	12/01/2021	6.2200%	100% of 6M LIBOR	A+ / Aa3	-24,858
Vet Hsg Fund II Tax Ref Bds Ser 2009C	16,950	15,395	12/01/2009	06/01/2031	5.4525%	100% of 6M LIBOR	A+ / Aa3	-4,186
Vet Hsg Fund II Tax Ref Bds Ser 2010B	66,720	63,990	06/01/2010	12/01/2031	5.4010%	100% of 1M LIBOR	A+ / Aa3	-27,815
Vet Hsg Ser 2010C	74,995	73,095	08/20/2010	12/01/2040	2.3095%	68% of 1M LIBOR	A / A2	-7,771
Vet Land Tax Ref Bds Ser 2010D	16,480	16,020	12/01/2010	12/01/2030	5.2090%	100% of 1M LIBOR	A+ / Aa3	-6,122
Vet Hsg Tax Ref Bds Ser 2010E	49,995	47,540	12/01/2010	06/01/2032	2.7900%	100% of 1M LIBOR	AAA / Aa2	-4,380
Vet Hsg Ser 2011A	74,995	73,215	03/09/2011	06/01/2041	2.6750%	68% of 1M LIBOR	A+ / A2	-10,721
Vet Hsg Ser 2011B	74,995	74,140	08/25/2011	12/01/2041	2.3670%	68% of 1M LIBOR	A+ / A2	-8,356
Vet Hsg Ser 2011C	74,995	74,995	12/15/2011	06/01/2042	1.9170%	68% of 3M LIBOR	AAA / Aa2	-4,484
Vet Hsg Ser 2012A	74,995	74,995	07/01/2012	12/01/2042	1.6920%	68% of 3M LIBOR	AAA / Aa2	-2,605
Vet Hsg Tax Ref Bds Ser 1994A-2	21,795	21,795	08/01/2012	08/01/2035	3.7600%	68% of 1M LIBOR	A+ / Aa3	-7,024
Vet Hsg Ser 2012B	100,000	100,000	11/01/2012	12/01/2042	1.4470%	68% of 3M LIBOR	AAA / Aa2	-541
<b>Pay-Fixed, Receive-Variable Total</b>	<b>\$2,095,550</b>	<b>\$1,718,840</b>						<b>-\$389,775</b>
<b>PAY-VARIABLE, RECEIVE-VARIABLE</b>								
<b>(Basis Swap)</b>								
	<b>Original Notional Amount</b>	<b>Current Notional Amount</b>	<b>Effective Date</b>	<b>Swap Termination Date</b>	<b>Variable-Rate Paid</b>	<b>Variable-Rate Received</b>	<b>Counterparty Credit Ratings</b>	<b>Current Fair Value</b>
<b>Bond Issue</b>								
Vet Land Tax Bds Ser 2000A/2002A	40,000	33,500	08/05/2002	12/01/2032	131.25% of SIFMA	100.00% of 1M LIBOR	A / Baa1	-1,069
Vet Hsg Fund II Bds Ser 2009A	31,630	31,630	03/05/2009	12/01/2023	100.00% of SIFMA	94.35% of 3M LIBOR	AAA / Aa2	683
<b>Pay-Variable, Receive-Variable Total</b>	<b>\$71,630</b>	<b>\$65,130</b>						<b>-\$386</b>
<b>TOTAL VLB INTEREST RATE SWAPS</b>	<b>\$2,167,180</b>	<b>\$1,783,970</b>						<b>-\$390,161</b>

Table C2 (continued)								
TEXAS DEPARTMENT OF HOUSING AND COMMUNITY AFFAIRS - INTEREST RATE SWAPS								
As of August 31, 2012 (Unaudited)								
(amounts in thousands)								
PAY-FIXED, RECEIVE VARIABLE (Synthetic Fixed Rate)	Original Notional Amount	Current Notional Amount	Effective Date	Swap Termination Date	Fixed-Rate Paid	Variable-Rate Received	Counterparty Credit Ratings	Current Fair Value
<b>Bond Issue</b>								
TDHCA SF Variable Rate Ref MRB Ser 2004B	\$53,000	\$53,000	09/01/2004	09/01/2034	3.84%	63% of LIBOR + .30%	A / A2 / A	-8,162
TDHCA SF Variable Rate MRB Ser 2004D	35,000	35,000	01/01/2005	03/01/2035	3.64%	*	A / A2 / A	-5,035
TDHCA SF Variable Rate Ref MRB Ser 2005A	100,000	67,475	08/01/2005	09/01/2036	4.01%	*	A+ / Aa3 / A+	14,746
TDHCA SF Variable Rate Ref MRB Ser 2006H	36,000	36,000	11/15/2006	09/01/2025	3.86%	63% of LIBOR + .30%	A / A2 / A	-4,630
TDHCA SF Variable Rate Ref MRB Ser 2007A	143,005	94,820	06/05/2007	09/01/2038	4.01%	*	A+ / Aa3 / A+	-19,499
TDHCA MF Variable Rate MRB Ser 2008 (West Oaks Senior Apts.)	13,125	12,635	07/01/2008	07/01/2026	3.78%	SIFMA	A+ / Aa3 / A+	**
TDHCA MF Variable Rate MRB Ser 2008 (Costa Ibiza Apts.)	13,900	13,450	08/07/2008	08/01/2026	4.01%	SIFMA	A / A3 / A	**
TDHCA MF Variable Rate MRB Ser 2008 (Addison Park Apts. Ref)	13,987	13,435	10/30/2008	08/31/2018	3.44%	SIFMA	AA- / Aa3 / AA	**
TDHCA MF Variable Rate MRB Ser 2008 (Alta Cullen Apts. Ref)	14,000	12,500	11/26/2008	12/01/2021	3.50%	SIFMA	AA- / Aa3 / AA	**
<b>TOTAL TDHCA INTEREST RATE SWAPS</b>	<b>\$422,017</b>	<b>\$338,315</b>						<b>-\$22,580</b>
* Lessor of (a) or (b) where (a) equals the greater of (i) 65% X LIBOR or (ii) 56% X LIBOR + .45% and b) equals 1M LIBOR.								
** TDHCA is not a party to the Multifamily swap agreements and therefore is not required to report market value on financial statements.								

THE UNIVERSITY OF TEXAS - INTEREST RATE SWAPS								
As of August 31, 2012 (Unaudited)								
(amounts in thousands)								
PAY-FIXED, RECEIVE VARIABLE (Synthetic Fixed Rate)	Original Notional Amount	Current Notional Amount	Effective Date	Swap Termination Date	Fixed-Rate Paid	Variable-Rate Received	Counterparty Credit Ratings	Current Fair Value
<b>Bond Issue</b>								
UT RFS Refunding Bonds, Series 2001A	\$48,318	\$3,590	05/17/2001	08/15/2013	4.63%	67% of 1M LIBOR	A+ / Aa1	-160
UT RFS Refunding Bonds, Series 2007B	172,730	166,850	12/20/2007	08/01/2034	3.81%	SIFMA	A+ / Aa1	-44,748
UT RFS Refunding Bonds, Series 2007B	172,730	166,850	12/20/2007	08/01/2034	3.81%	SIFMA	A / A2	-44,470
UT RFS Bonds, Series 2008B	155,000	141,725	03/18/2008	08/01/2036	3.90%	SIFMA	A+ / Aa1	-36,759
UT RFS Bonds, Series 2008B	155,000	141,725	03/18/2008	08/01/2036	3.90%	SIFMA	A- / Baa1	-37,237
UT RFS Bonds, Series 2008B	375,485	332,120	03/18/2008	08/01/2039	3.61%	SIFMA	A+ / Aa1	-67,557
UT PUF Bonds, Series 2008A	200,453	195,690	11/03/2008	07/01/2038	3.70%	SIFMA	A- / Baa1	-52,751
UT PUF Bonds, Series 2008A	200,453	195,690	11/03/2008	07/01/2038	3.66%	SIFMA	AA- / Aa3	-50,561
<b>Pay-Fixed, Receive-Variable Total</b>	<b>\$1,480,169</b>	<b>\$1,344,240</b>						<b>-\$334,243</b>
PAY-VARIABLE, RECEIVE-VARIABLE (Basis Swap)	Original Notional Amount	Current Notional Amount	Effective Date	Swap Termination Date	Variable-Rate Paid	Variable-Rate Received	Counterparty Credit Ratings	Current Fair Value
<b>Bond Issue</b>								
UT RFS Bonds, Series 2008B	\$90,270	\$90,270	08/01/2009	08/01/2039	SIFMA	102.5% of 3M LIBOR	AA- / Aa3	4,354
UT RFS Bonds, Series 2008B	92,045	92,045	08/01/2009	08/01/2030	SIFMA	96% of 3M LIBOR	AA- / Aa3	2,574
UT RFS Bonds, Series 2008B	117,190	117,190	08/01/2009	08/01/2035	SIFMA	103% of 3M LIBOR	AA- / Aa3	6,043
UT RFS Bonds, Series 2008B	110,585	110,585	02/01/2014	08/01/2026	SIFMA	90% of 3M LIBOR	A+ / A2	-664
UT PUF Bonds, Series 2006B	284,065	284,065	01/01/2009	07/01/2035	SIFMA	82.04% of 1M LIBOR	A+ / Aa3 / A+	-5,729
UT PUF Bonds, Series 2008A	195,690	195,690	11/01/2011	07/01/2038	SIFMA	93.4% of 3M LIBOR	A+ / A2	1,538
<b>Pay-Variable, Receive-Variable Total</b>	<b>\$889,845</b>	<b>\$889,845</b>						<b>\$8,116</b>
<b>TOTAL UTS INTEREST RATE SWAPS</b>	<b>\$2,370,014</b>	<b>\$2,234,085</b>						<b>-\$326,127</b>

TEXAS TRANSPORTATION COMMISSION - INTEREST RATE SWAPS								
As of August 31, 2012 (Unaudited)								
(amounts in thousands)								
PAY-VARIABLE, RECEIVE-VARIABLE (Basis Swap)	Original Notional Amount	Current Notional Amount	Effective Date	Swap Termination Date	Variable-Rate Paid	Variable-Rate Received	Counterparty Credit Ratings	Current Fair Value
<b>Bond Issue</b>								
GO Mobility Ser 2006A	\$200,000	\$200,000	12/01/2009	11/30/2012	*	1.590% of notional value	A+ / Aa3 / A+	12,555
GO Mobility Ser 2006A	100,000	100,000	12/01/2009	11/30/2012	*	1.637% of notional value	AAA / Aa2 / NR	6,293
GO Mobility Ser 2006A	100,000	100,000	12/01/2009	11/30/2012	*	1.575% of notional value	A- / Baa1 / A	6,273
<b>TOTAL TTC INTEREST RATE SWAPS</b>	<b>\$400,000</b>	<b>\$400,000</b>						<b>\$25,121</b>
* In December 2009, TxDOT agreed to suspend the original terms of the swap agreements with each counterparty for a period of 3 years. For consideration of the suspensions, TxDOT elected to receive a monthly fixed annuity from each counterparty for the duration of the suspension period and make no payments to the counterparties. At the end of the suspension period, the swaps will revert back to their original terms with TxDot paying SIFMA and the counterparties paying 69.42% of the 10-yr US-ISDA LIBOR swap rate.								

Table C3

**ESTIMATED DEBT-SERVICE REQUIREMENTS OF VARIABLE-RATE DEBT OUTSTANDING  
AND NET INTEREST RATE SWAP PAYMENTS  
[EXCLUDES PAY-VARIABLE, RECEIVE-VARIABLE (BASIS) SWAPS]**

**As of August 31, 2012 (Unaudited)**

(amounts in thousands)

<b>Texas Department of Housing and Community Affairs</b>				
<b>Fiscal Year</b>	<b><u>Variable-Rate Bonds</u></b>		<b><u>Interest Rate</u></b>	
<b>Ending 8/31/12</b>	<b>Principal</b>	<b>Interest</b>	<b>Swaps, Net</b>	<b>Total</b>
2013	\$0	\$564	\$10,122	\$10,686
2014	0	564	10,122	10,686
2015	2,020	564	10,113	12,697
2016	3,435	559	10,028	14,022
2017	4,010	552	9,903	14,465
2018-2022	28,965	2,640	47,212	78,817
2023-2027	74,360	2,145	38,111	114,616
2028-2032	84,915	1,346	23,529	109,790
2033-2037	81,475	489	8,266	90,230
2038-2042	7,115	11	192	7,318
<b>Total Debt Service</b>				
<b>and Net Interest Rate Swap Payments</b>	<b>\$286,295</b>	<b>\$9,434</b>	<b>\$167,598</b>	<b>\$463,327</b>
<b>Source: Texas Department of Housing and Community Affairs</b>				
<b>The University of Texas System</b>				
<b>Fiscal Year</b>	<b><u>Variable-Rate Bonds</u></b>		<b><u>Interest Rate</u></b>	
<b>Ending 8/31/12</b>	<b>Principal</b>	<b>Interest <sup>(1)</sup></b>	<b>Swaps, Net <sup>(2)</sup></b>	<b>Total</b>
2013	\$35,105	\$1,880	\$48,028	\$85,013
2014	32,610	1,830	46,755	81,195
2015	33,830	1,785	45,601	81,216
2016-2020	143,630	8,268	211,327	363,226
2021-2025	229,775	7,129	182,306	419,210
2026-2030	290,565	5,272	135,197	431,034
2031-2035	273,055	3,131	80,766	356,952
2036-2040	305,745	870	22,356	328,971
<b>Total Debt Service</b>				
<b>and Net Interest Rate Swap Payments</b>	<b>\$1,344,315</b>	<b>\$30,165</b>	<b>\$772,336</b>	<b>\$2,146,816</b>
<b>Source: The University of Texas System</b>				
<b>Veterans Land Board</b>				
<b>Fiscal Year</b>	<b><u>Variable-Rate Bonds</u></b>		<b><u>Interest Rate</u></b>	
<b>Ending 8/31/12</b>	<b>Principal</b>	<b>Interest</b>	<b>Swaps, Net</b>	<b>Total</b>
2013	\$70,940	\$3,265	\$60,839	\$135,044
2014	77,690	3,123	58,065	138,878
2015	87,545	2,972	55,124	145,641
2016	93,145	2,796	51,616	147,557
2017	101,905	2,611	47,883	152,399
2018-2022	457,040	10,151	182,374	649,565
2023-2027	362,260	5,994	101,873	470,127
2028-2032	254,760	2,819	42,541	300,120
2033-2037	122,110	937	10,978	134,025
2038-2042	47,270	193	1,494	48,957
2043-2047	195	1	1	197
<b>Total Debt Service</b>				
<b>and Net Interest Rate Swap Payments</b>	<b>\$1,674,860</b>	<b>\$34,861</b>	<b>\$612,787</b>	<b>\$2,322,313</b>
<b>Source: Veterans Land Board</b>				

(1) As required by GASB Statement No. 38, annual debt-service requirements are computed using the System's interest rates in effect on August 31, 2012 on its Series 2008A Bonds, Series 2001A Bonds, Series 2007B Bonds, and Series 2008B Bonds

(2) Reflects net payments on pay-fixed, receive-variable interest rate swaps based on interest rates in effect at August 31, 2012, applied on the respective notional amounts of the swaps through their respective termination dates

**Source: The University of Texas System**

Table C4

**ESTIMATED DEBT-SERVICE REQUIREMENTS OF FIXED-RATE  
AND VARIABLE-RATE DEBT OUTSTANDING AND NET INTEREST RATE SWAP PAYMENTS  
[PAY-VARIABLE, RECEIVE-VARIABLE (BASIS) SWAPS ONLY]**

**As of August 31, 2012 (Unaudited)**

(amounts in thousands)

Texas Transportation Commission				
Fiscal Year	<u>Fixed-Rate Bonds</u>		<u>Interest Rate</u>	
Ending 8/31/12	Principal	Interest	Swaps, Net <sup>(1)</sup>	Total
2013	\$4,185	\$49,507	-\$5,754	\$47,938
2014	5,115	49,340	-5,541	48,914
2015	6,045	49,135	-5,541	49,639
2016-2020	64,985	239,954	-27,704	277,235
2021-2025	171,500	213,900	-27,704	357,696
2026-2030	313,520	159,184	-6,003	466,701
2031-2035	467,540	66,989	0	534,529
<b>Total Debt Service</b>				
<b>and Net Interest Rate Swap Payments</b>	<b>\$1,032,890</b>	<b>\$828,008</b>	<b>-\$78,247</b>	<b>\$1,782,651</b>

(1) Swap payments projected using the historical average annual spread differential, which is assumed to be 1.3852%, between SIFMA and 69.42% of 10-Year USD-ISDA-Swap Rate (10 Year LIBOR) from 1992 through Aug 31, 2012

**Source:** Texas Department of Transportation

The University of Texas System				
Fiscal Year	<u>Variable Rate Bonds <sup>(1)</sup></u>		<u>Interest Rate</u>	
Ending 8/31/12	Principal	Interest <sup>(2)</sup>	Swaps, Net <sup>(3)</sup>	Total
2013	\$0	\$15,271	-\$807	\$14,464
2014	0	15,271	-807	14,464
2015	0	15,271	-807	14,464
2016-2020	24,740	76,354	-4,033	97,062
2021-2025	78,975	57,714	-3,964	132,725
2026-2030	225,835	37,712	-3,554	259,992
2031-2035	163,750	12,166	-2,145	173,771
2036-2040	90,270	282	-520	90,031
<b>Total Debt Service</b>				
<b>and Net Interest Rate Swap Payments</b>	<b>\$583,570</b>	<b>\$230,040</b>	<b>-\$16,635</b>	<b>\$796,975</b>

(1) Includes principal and interest due on certain related bonds, which are also included in Table C3

(2) As required by GASB Statement No. 38, annual debt-service requirements are computed using the System's interest rates in effect on August 31, 2012 on its Series 2008B Bonds and Series 2006B Bonds

(3) Reflects net payments on pay-variable, receive-variable interest rate swaps based on interest rates in effect at August 31, 2012, applied on the respective notional amounts of the swaps through their respective termination dates

**Source:** The University of Texas System

Veterans Land Board				
Fiscal Year	<u>Variable-Rate Bonds</u>		<u>Interest Rate</u>	
Ending 8/31/12	Principal	Interest	Swaps, Net	Total
2013	\$890	\$76	-\$3	\$963
2014	950	74	-2	1,022
2015	1,010	72	-2	1,080
2016	1,070	70	-2	1,138
2017	1,135	67	-2	1,200
2018-2022	6,830	292	-9	7,113
2023-2027	9,250	201	-6	9,445
2028-2032	10,995	80	-2	11,073
2033-2037	1,370	2	-1	1,371
<b>Total Debt Service</b>				
<b>and Net Interest Rate Swap Payments</b>	<b>\$33,500</b>	<b>\$934</b>	<b>-\$29</b>	<b>\$34,405</b>
<b>Source:</b> Veterans Land Board				

## Appendix D

### Debt Issuance Costs

Issuance costs are composed of the professional fees and expenses paid to service providers and underwriters to market bonds to investors. Professional services commonly used in the marketing of all types of municipal securities are listed below:<sup>1</sup>

- **Underwriter** - The underwriter or underwriting syndicate acts as a dealer that purchases a new issue of municipal securities from the issuer for resale to investors. The underwriter may acquire the securities either by negotiation with the issuer or by award on the basis of competitive bidding.

The largest portion of the costs associated with the issuance of bonds is the fee paid to the underwriter (or underwriting syndicates), known as the “underwriting spread.” The spread is the underwriter’s compensation for purchasing the bonds from the issuer and reselling them in the bond market. It consists of four components:

- Takedown - Represents the discount that the members of the syndicate receive when they purchase the bonds from the issuer;
  - Management fee - Compensation to the underwriters for creating and implementing the financing package;
  - Underwriting fee - A risk premium to compensate the underwriters for market risk of the underwriting; and
  - Expenses - Costs associated with the marketing of the bonds such as CUSIP, travel, printing and underwriter’s legal fees.
- **Bond Counsel** - Bond counsel is retained by the issuer to provide legal advice and a legal opinion that: 1) the issuer is authorized to issue the proposed securities; 2) the issuer has met all legal requirements necessary for issuance; and 3) if appropriate, the interest on the proposed securities is exempt from federal income taxation and where applicable, from state and local taxation. Bond counsel prepares and/or reviews documentation

and advises the issuer regarding: 1) authorizing resolutions or ordinances; 2) trust indentures; 3) official statements; 4) validation proceedings; 5) disclosure requirements; and 6) litigation.

- **Financial Advisor** - The financial advisor advises the issuer on matters pertinent to a proposed issue such as structure, timing, marketing, pricing, terms and bond ratings. A financial advisor may also be employed to provide advice on subjects unrelated to a new issue of securities such as advising on cash flow and investment matters as well as the issuer’s overall debt-management policies.

- **Credit Rating Agencies** - Credit rating agencies provide public or private ratings on the credit quality of securities issues to help investors assess the probability of timely repayment of principal and interest on municipal securities. Ratings are initially released before issuance and are reviewed periodically after issuance and may be amended to reflect changes in the issuer's creditworthiness.

- **Paying Agent/Registrar** - The paying agent is responsible for transmitting payments of principal and interest from the issuer to the security holders and maintaining records of the owners of registered bonds on behalf of the issuer.

- **Printer** - The printer produces the official statement, notice of sale and any bonds required to be transferred between the issuer and purchasers of the bonds.

### Choosing the Method of Sale: Negotiated versus Competitive

Selecting the method of sale is one of the most important decisions an issuer of securities must make. Both negotiated and competitive sales have distinct advantages and disadvantages described below.

In a negotiated sale an underwriter is chosen in advance of the sale and agrees to buy the bonds at a mutually-agreed future date for resale. As part of the preparation for the underwriting at that future date, the underwriter actively markets the bonds to

---

<sup>1</sup> Definitions adapted from the Municipal Securities Rulemaking Board’s *Glossary of Municipal Securities Terms*.

potential buyers to ensure a successful resale at the time of the underwriting. In more complicated financings, pre-sale marketing can be crucial to obtaining the lowest possible interest cost. In addition, the negotiated method of sale offers issuers greater timing and structural flexibility than competitive sales, as well as more influence in directing bond distribution to selected underwriting firms and investors.

Disadvantages of negotiated sales are a lack of competition in pricing and the possible appearance of favoritism. These factors can result in wider fluctuations in underwriting spreads for negotiated transactions than for comparable competitive transactions.

Conditions that suggest a negotiated sale are market volatility and securities for which market demand is difficult to ascertain. Often called “story bonds,” these include securities issued by an infrequent issuer or an issuer with weak or declining credit rating(s) or securities that contain innovative structuring, derivatives or other complexities.

In a competitive sale, sealed or electronic bids from a number of underwriters are opened on a predetermined sale date and time. The bonds are issued by well-known, highly-rated issuers that regularly access the debt market; 2) are conventionally structured, such as serial and term coupon bonds; and 3) have a strong source of repayment and thus a high credit rating. These conditions will generally lead to aggressive bidding resulting in lower costs of issuance since the underwriters will be able to more easily assess market demand without extensive pre-marketing activities.

Underwriters’ spreads for negotiated transactions are typically higher than for competitive transactions because the lack of competition between underwriters and the increased costs with a more tailored underwriting. In fiscal 2008 negotiated gross spreads were below those for competitive transactions (*Figure 3.2*) due to two large negotiated issuances by The University of Texas System with low underwriting spreads.

then awarded to the underwriter submitting the lowest bid that meets the terms and conditions of the sale. Generally, underwriters that bid competitively perform less pre-sale marketing because they will not know if they have been awarded the underwriting contract until the day the bids are opened.

Advantages of the competitive bid include: 1) bids are developed in a competitive environment where market forces determine the price; 2) spreads are typically lower; and 3) the winning bid is developed in an open process among underwriters. Disadvantages of the competitive sale include: 1) limited flexibility in timing the sale and structuring the transaction; 2) limited pre-sale marketing; 3) minimum control over the distribution of bonds; and 4) the likelihood that underwriters’ bids will include a risk premium to compensate for uncertainty regarding market demand.

Conditions that suggest a competitive sale are a stable, predictable market in which market demand for the securities can be relatively easily determined. Stable market conditions lessen the underwriters’ risk of holding unsold balances. Market demand is generally easier to assess for securities that: 1) are

In determining the method of sale, factors such as size, complexity, market conditions and time frame most influence the issuer’s decision. Issuers should focus primarily on how their bonds are being priced in the market and focus secondarily on the underwriting spread. For example, reducing the takedown (selling) component of the underwriters’ spread to reduce costs may result in reducing the sales effort needed to successfully place the issue which in turn could result in a lower price (higher yield) for the issue in aftermarket trading.

## Appendix E

### Texas State Debt Programs

#### COLLEGE STUDENT LOAN BONDS

**Statutory/Constitutional Authority:** Article III, Sections 50b, 50b-1, 50b-2, 50b-3, 50b-4, 50b-5, 50b-6 and 50b-7 of the Texas Constitution, adopted in 1965, 1969, 1989, 1991, 1995, 1999, 2007 and 2011, respectively, authorize the issuance of general obligation bonds by the Texas Higher Education Coordinating Board. In 1991, legislation was enacted giving the Coordinating Board authority to issue revenue bonds. The Board is required to obtain the approval of the Attorney General's Office and the Bond Review Board prior to issuance and to register its bonds with the Comptroller of Public Accounts.

**Purpose:** Proceeds from the sale of bonds are used to make College Access Loans (CAL) to eligible students attending public or private colleges and universities in Texas. A CAL loan is an alternative educational loan that may be used to cover the difference between other financial aid available to Texas students (federal loans, grants, etc.) and the cost of attendance. A CAL loan may also be used to cover part or all of the student's Expected Family Contribution.

Texas Education Code, Section 52.41 authorizes the Board to originate federal student loans through the Federal Family Education Loan Program (FFELP) for existing CAL recipients. However, with passage of the Health Care and Education Reconciliation Act of 2010, origination of loans under the FFELP was terminated on June 30<sup>th</sup>, 2010. All federally-guaranteed student loans are now originated by the Department of Education's direct lending program. Less than 2% of the loans in the Board's loan portfolio are federal loans that are guaranteed by the Texas Guaranteed Student Loan Corporation, the U.S. Department of Education, and the U.S. Department of Health and Human Services.

**Security:** The first monies coming into the

Comptroller of Public Accounts - Treasury Operations, not otherwise dedicated by the Constitution, are pledged to pay debt service on the general obligation bonds. Revenue bonds will be repaid solely from program revenues.

**Dedicated/Project Revenue:** Principal and interest repayments on the loans are pledged to pay debt service on the bonds issued by the Coordinating Board. No draw on general revenue is anticipated.

#### Contact:

Dan Weaver  
Assistant Commissioner for Business and Support Services  
Texas Higher Education Coordinating Board  
(512) 427-6165  
[dan.weaver@thecb.state.tx.us](mailto:dan.weaver@thecb.state.tx.us)

#### COLLEGE AND UNIVERSITY REVENUE BONDS

**Statutory Authority:** Section 55.13 of the Texas Education Code authorizes the governing boards of institutions of higher education to issue revenue bonds to provide funds to acquire, construct, improve, enlarge and equip property, buildings, structures or facilities.

In 1997, the 75<sup>th</sup> Legislature passed HB 1077, designating the Texas Public Finance Authority as the exclusive issuer for Midwestern State University, Stephen F. Austin State University and Texas Southern University.

Legislative approval is not required for specific projects or for each bond issue, but certain capital projects must be approved by the Texas Higher Education Coordinating Board in accordance with Chapter 61, Texas Education Code. The governing boards are required to obtain the approval of the Bond Review Board unless exempted by SB 5 of the 82<sup>nd</sup> Legislature, Regular Session. Approval by the Attorney General's Office prior to issuance is still required on all transactions

and college and university revenue bond issuers are required to register their bonds with the Comptroller of Public Accounts.

**Purpose:** Proceeds are used to acquire, purchase, construct, improve, enlarge and/or equip property, buildings, structures, activities, services, operations or other facilities.

**Security:** The revenue bonds issued by the institutions' governing boards are secured by the income of the institutions and are not an obligation of the state of Texas. Neither the state's full faith and credit nor its taxing power is pledged toward payment of the bonds.

**Dedicated/Project Revenue:** Debt service is payable from the institution's pledged revenues. Pledged revenues include the pledged tuition and any or all of the revenues, funds and balances lawfully available to the governing boards and derived from or attributable to any member of the Revenue Financing System.

**Contact:**  
Individual colleges and universities.

## **FARM AND RANCH LOAN BONDS**

**Statutory/Constitutional Authority:** Article III, Section 49-f, of the Texas Constitution, adopted in 1985, authorizes the issuance of general obligation bonds by the Veterans Land Board. The program was transferred in 1993 from the Veterans Land Board to the Texas Agricultural Finance Authority with the passage of HB 1684 by the 73<sup>rd</sup> Legislature. In 1995, a constitutional amendment was approved that expanded the use of existing bond authority and allows no more than \$200 million of the authority to be used for the purposes defined in Article III, Section 49-i, of the Texas Constitution and for other rural economic development programs. In 1997, HB 2499, 75<sup>th</sup> Legislature increased the maximum loan amount available through the program to \$250,000. In 2001, SB716, 77<sup>th</sup>

Legislature authorized the Authority to provide a guarantee to a local lender for an eligible applicant.

**Purpose:** Proceeds from the sale of the general obligation bonds may be used to make loans of up to \$250,000 to each eligible Texan for the purchase of farms and ranches.

**Security:** The bonds are general obligations of the state of Texas. The first monies coming into the Comptroller of Public Accounts - Treasury Operations, not otherwise dedicated by the Constitution, are pledged to pay debt service on the bonds.

**Dedicated/Project Revenue:** Principal and interest payments on the farm and ranch loans are pledged to pay debt service on the bonds issued by the Texas Agricultural Finance Authority. The program is designed to be self-supporting; therefore, no draw on general revenue is anticipated.

**Contact:**  
Rick Rhodes  
Assistant Commissioner  
Rural Economic Development Division  
Texas Department of Agriculture  
(512) 463-7577  
[rick.rhodes@agr.state.tx.us](mailto:rick.rhodes@agr.state.tx.us)

## **HIGHER EDUCATION CONSTITUTIONAL BONDS**

**Statutory/Constitutional Authority:** Article VII, Section 17, of the Texas Constitution, adopted in 1985, authorizes the issuance of constitutional appropriation bonds (generally referred to as Higher Education Assistance Fund or HEF bonds) by institutions of higher education not eligible to issue bonds payable from and secured by the income of the Permanent University Fund (PUF). Legislative approval of bond issues is not required; however, approval of the Bond Review Board and the Attorney General is required and the bonds must be registered with the Comptroller of Public Accounts.

**Purpose:** Proceeds from the sale of bonds are used by qualified institutions for library materials, land acquisition, new construction, major repairs and renovations or equipment.

**Security:** The first \$175 million coming into the Comptroller of Public Accounts - Treasury Operations, not otherwise dedicated by the Constitution, goes to qualified institutions of higher education to fund certain land acquisition, construction and repair projects. In 2005, the 79<sup>th</sup> Legislature increased the total allocation to qualified institutions to \$262.5 million beginning in fiscal year 2008. Fifty percent of this amount may be pledged to pay debt service on any bonds or notes issued. While not explicitly a general obligation or full-faith and credit bond, the stated pledge has the same effect.

**Dedicated/Project Revenue:** Debt service is payable solely from state General Revenue Fund appropriations to institutions of higher education.

**Contact:**  
Individual colleges and universities.

## **PERMANENT UNIVERSITY FUND BONDS**

**Statutory/Constitutional Authority:** Article VII, Section 18, of the Texas Constitution, initially adopted in 1947, as amended in November 1984, authorizes the Boards of Regents of The University of Texas and The Texas A&M University Systems to issue revenue bonds payable from and secured by the income of the Permanent University Fund (PUF). The constitutional amendment approved by voters on November 2, 1999, allows for distributions from the PUF to be based on the "total return" on all PUF investment assets, including current income as well as capital gains. Neither legislative approval nor Bond Review Board approval is required. Approval of the Attorney General is required, however, and the bonds must be registered with the Comptroller of Public

Accounts.

**Purpose:** Proceeds are used for acquiring land either with or without permanent improvements, constructing and equipping buildings or other permanent improvements, major repair and rehabilitation of buildings and other permanent improvements, acquiring capital equipment and library books and library materials and refunding PUF bonds or PUF notes.

**Security:** Bonds are equally and ratably secured by and payable from a first lien on and pledge of the interest of the UT System or the A&M System in the Available University Fund. The total amount of PUF bonds is subject to the constitutional limitation in that the aggregate amount of bonds payable from the Available University Fund cannot, at the time of issuance, exceed 30% of the cost value of investments and other assets of the PUF, exclusive of real estate.

The PUF bonds do not constitute general obligations of the UT Board or A&M Board, the Systems, the state of Texas or any political subdivision of the state of Texas. Neither the UT Board nor the A&M Board has taxing power, and neither the credit nor the taxing power of the state of Texas or any political subdivision thereof is pledged as security for the bonds.

**Dedicated/Project Revenue:** Bonds are repaid from the Available University Fund which consists of distributions from the "total return" on all investment assets of the PUF including the net income attributable to the surface of PUF land, in amounts determined by the UT Board.

**Contacts:**  
Terry Hull  
Associate Vice Chancellor for Finance  
The University of Texas System  
(512) 499-4494

[thull@utsystem.edu](mailto:thull@utsystem.edu)

Greg Anderson  
Chief Financial Officer and Treasurer  
The Texas A&M University System  
(979) 458-6000  
[anderson@tamus.edu](mailto:anderson@tamus.edu)

## **TEXAS AGRICULTURAL FINANCE AUTHORITY BONDS**

### **Statutory/Constitutional Authority:**

The Texas Public Finance Authority (the “Authority”) is authorized to issue general obligation and revenue bonds on behalf of the Texas Agricultural Finance Authority (“TAFE”) pursuant to Agriculture Code Section 58.041. This authority was transferred from TAFE to the Authority effective September 1, 2009. The issuance of general obligation debt for TAFE programs is authorized by the Texas Constitution, Article III, Sections 49-f and 49-i.

**Purpose:** Chapter 58 of the Texas Agriculture Code created TAFE under the Texas Agricultural Finance Act and authorizes TAFE to establish programs to support agricultural business in Texas. Under the Agricultural Finance Act, TAFE is authorized to use bond proceeds for loans and other financing assistance for the purchase of farm and ranch land. In addition, proceeds may be used to establish a Texas Agricultural Fund for rural economic development programs and to establish a Rural Microenterprise Development Fund to fund programs that foster and stimulate the creation and expansion of small businesses in rural areas. TAFE may use the proceeds to provide loan guarantees, insurance, coinsurance, loans and indirect loans or purchases or acceptances of assignments of loans or other obligations.

**Security:** In addition to general obligation bonds, TAFE may issue up to \$500 million in revenue bonds for the purpose of providing money to carry out its programs. Before authorizing the issuance of any general

obligation bonds for programs funded by the Texas Agricultural Development Fund or the Rural Microenterprise Development Fund, the TAFE board must determine that the issuance of revenue bonds is not an economically advisable alternative. TAFE’s revenue bonds are secured by pledged revenues and liens on TAFE’s property, revenues, income or other resources of the authority, including mortgages or other interests in property financed with bond proceeds.

**Dedicated/Project Revenue:** Debt service on revenue debt issued by TAFE is not an obligation of the state and is payable solely from any loan repayments and other pledged revenue and assets of TAFE. Debt service on general obligation debt is payable from pledged repayments on loans made under a financial assistance program funded by bond proceeds, or state general revenue if income is insufficient to make debt-service payments.

### **Contacts:**

Drew DeBerry  
Deputy Commissioner  
Texas Department of Agriculture  
(512) 463-7567  
[drew.deberry@agr.state.tx.us](mailto:drew.deberry@agr.state.tx.us)

Robert Coalter  
Executive Director  
Texas Public Finance Authority  
(512) 463-5544  
[robert.coalter@tpfa.state.tx.us](mailto:robert.coalter@tpfa.state.tx.us)

## **TEXAS COMMISSION ON ENVIRONMENTAL QUALITY**

**Statutory Authority:** The Texas Low-Level Radioactive Waste Disposal Authority (the “Authority”) was created in 1981 (Texas Health and Safety Code, Chapter 402), and authorized to issue revenue bonds in 1987 to finance certain costs related to the creation of a radioactive waste disposal site. The Authority was required to obtain the approval of the Attorney General’s Office and the

Bond Review Board prior to issuance and to register its bonds with the Comptroller of Public Accounts. In 1997, HB 1077, 75<sup>th</sup> Legislature authorized the Texas Public Finance Authority to issue the bonds on behalf of the Texas Low-Level Radioactive Waste Disposal Authority.

The 76<sup>th</sup> Legislature abolished the Authority effective September 1, 1999 and transferred all of its duties, responsibilities and resources to the Texas Natural Resource Conservation Commission ("the Commission") that has since been renamed the Texas Commission on Environmental Quality.

Although the statutory authority remains, it is unlikely that any such bonds will be issued.

**Contact:**

Robert Coalter  
Executive Director  
Texas Public Finance Authority  
(512) 463-5544  
[robert.coalter@tpfa.state.tx.us](mailto:robert.coalter@tpfa.state.tx.us)

**TEXAS DEPARTMENT OF HOUSING AND COMMUNITY AFFAIRS BONDS**

**Statutory Authority:** The Texas Department of Housing and Community Affairs (the "Department") was created pursuant to Chapter 762, 1991 Tex. Sess. Law Serv. 2672, the Act, codified as Chapter 2306, Texas Government Code. The Department is the successor agency to the Texas Housing Agency (THA) and the Texas Department of Community Affairs, both of which were abolished by the Act with their functions and obligations transferred to the Department.

Pursuant to the Act, the Department may issue bonds, notes or other obligations to finance or refinance residential housing and to refund bonds previously issued by the THA, the Department or certain other quasi-governmental issuers. The Act specifically provides that the revenue bonds of the THA become revenue bonds of the Department.

Legislative approval of bond issues is not required; however, the Department is required to obtain the approval of the Bond Review Board and the Attorney General's Office prior to issuance and to register its bonds with the Comptroller of Public Accounts.

**Purpose:** Proceeds from the sale of bonds are used to provide assistance to individuals and families of low, very low and moderate income and persons with special needs to obtain decent, safe and sanitary housing.

**Security:** Any bonds issued are obligations of the Department and are payable solely from the revenues and funds pledged for the payment thereof. The Department's bonds are not an obligation of the state of Texas, and neither the state's full faith and credit nor its taxing power is pledged toward payment of the Department's bonds.

**Dedicated/Project Revenue:** Revenue received by the Department from the repayment of loans and investment of bond proceeds is pledged to the payment of principal and interest on bonds issued.

**Contacts:**

Tim Nelson  
Director of Bond Finance  
Texas Department of Housing and Community Affairs  
(512) 936-9268  
[tim.nelson@tdhca.state.tx.us](mailto:tim.nelson@tdhca.state.tx.us)

Cameron Dorsey  
Director of Multifamily Finance  
Texas Department of Housing and Community Affairs  
(512) 475-2213  
[cameron.dorsey@tdhca.state.tx.us](mailto:cameron.dorsey@tdhca.state.tx.us)

**TEXAS DEPARTMENT OF TRANSPORTATION BONDS**

**Statutory/Constitutional Authority:** The Texas Transportation Commission ("Commission"), the governing body of the

Texas Department of Transportation (“TxDOT”) is authorized to issue both revenue and general obligation bonds.

The Texas Turnpike Authority (“TTA”) was established as a division of TxDOT by SB 370, 75<sup>th</sup> Legislature (Texas Transportation Code, Chapter 361).

Effective November 6, 2001, SB 342, 77<sup>th</sup> Legislature, abolished TTA’s board of directors, and all duties, including authority to issue bonds for toll projects, were transferred to the Commission. The Commission’s authority to issue toll revenue bonds is provided by Subchapter C of Chapter 228, Texas Transportation Code.

In 2001, voters approved Article III, Section 49-k of the Texas Constitution, and Subchapter M of Chapter 201, Texas Transportation Code, which established the Texas Mobility Fund within the state treasury and authorized the Commission to issue general obligation bonds payable from the revenues of the fund.

In 2003, voters approved Article III, Section 49-n of the Texas Constitution, and Subchapter A of Chapter 222, Texas Transportation Code, that authorized the issuance of \$3 billion in securities payable from the revenue in the State Highway Fund. In 2005 the program capacity was increased to \$6.00 billion with a maximum annual issuance of \$1.50 billion.

In 2007, voters approved Proposition 12 that added Article III, Section 49-p to the Texas Constitution. In 2009, HB 1, 81<sup>st</sup> Legislature, First Called Session ratified Section 222.004 to the Texas Transportation Code that authorized the issuance of \$5.00 billion in general obligation bonds for highway improvement projects.

**Purpose:** Proceeds from the sale of toll revenue bonds may be used to pay for all or

part of the cost of a toll project provided that they are only used to pay costs of the project for which they are issued. In 2002, the Commission and TTA issued the Central Texas Turnpike System Revenue Obligations to finance a portion of the planning, design, engineering and construction of the initial phase (SH 130, SH 45 North, and Loop 1) of the Central Texas Turnpike System.

Revenues and obligations secured by the Texas Mobility Fund may be used for acquisition, construction, maintenance, reconstruction and expansion of state highways and the participation by the state in the costs of constructing publicly-owned toll roads and other public transportation projects.

State Highway Fund revenue bonds may be used to finance state highway improvement projects that are eligible for funding with constitutionally dedicated revenues. Of the \$6.00 billion currently authorized, \$1.20 billion must be used to fund projects that improve highway safety.

**Security:** Project revenue bonds issued pursuant to Chapter 228, Texas Transportation Code (including Central Texas Turnpike System bonds) are not an obligation of the Commission, TxDOT, nor the state and are payable solely from the revenues of the project for which the securities are issued or other eligible sources.

The Texas Mobility Fund (the “Fund”) obligations are secured by and payable from a pledge of revenues dedicated to and on deposit in the Fund. Pledged revenues of the Fund primarily consist of driver’s license fees, driver record information fees, motor vehicle inspection fees and certificate of title fees. Bonds secured by the Fund also carry the state’s full faith and credit, pledging the state’s taxing power toward payment of the bonds if the dedicated revenues in the Fund are insufficient for repayment of the bonds.

State Highway Fund bonds are payable from a lien on pledge revenues consisting primarily of certain fees and reimbursements deposited to the credit of the State Highway Fund. Major sources of revenue for the State Highway Fund consist of state motor fuels tax receipts, state motor vehicle registration fees and federal reimbursements.

**Dedicated/Project Revenue:** Project revenue bonds are repaid from revenue of the project for which the bonds were issued. Debt service on Texas Mobility Fund bonds and the State Highway Fund revenue bonds is payable from the revenues dedicated to each fund except that Texas Mobility Fund bonds also carry a state's general obligation pledge. General obligation bonds issued pursuant to Section 222.004, Texas Transportation Code (Proposition 12 bonds) are payable solely from the state's general revenues.

**Contact:**

Benjamin Asher  
Innovative Financing/Debt Management  
Officer  
Texas Department of Transportation  
(512) 463-8611  
[Benjamin.Asher@txdot.gov](mailto:Benjamin.Asher@txdot.gov)

**TEXAS PRIVATE ACTIVITY BOND  
SURFACE TRANSPORTATION  
CORPORATION BONDS**

**Statutory Authority:** The Texas Transportation Commission ("Commission") is authorized pursuant to the authority in the Texas Transportation Code, Chapter 431, Subchapters A through C ("Chapter 431"), to create transportation corporations to assist and act on behalf of the Commission to promote and develop new and expanded public transportation facilities and systems. Such transportation corporations are authorized to issue bonds for the same purpose for which they were created including issuance of private activity bonds for public transportation facilities and systems to be developed pursuant to comprehensive

development agreements entered into by the Texas Department of Transportation ("TxDOT") as authorized by Subchapter E of Chapter 223, Texas Transportation Code. Pursuant to Chapter 431, the Commission created the Texas Private Activity Bond Surface Transportation Corporation ("Corporation") as a conduit issuer of private activity bonds in 2008.

**Purpose:** Proceeds from the sale of the Corporation's revenue bonds may be used to carry out the purposes for which the Corporation was created, including the development and expansion of public transportation projects, provided that the obligations are only used to pay costs of the project for which they are issued.

**Security:** Bonds issued are payable solely from the revenues, funds and other sources pledged for the payment thereof. The Corporation's bonds are not obligations of the state, and neither the state's full faith and credit nor its taxing power is pledged toward the payment of the Corporation's bonds.

**Dedicated/Project Revenue:** Revenue received by the Corporation from the repayment of loans and investment of bond proceeds is pledged to the payment of principal and interest on the bonds issued.

**Contact:**

Benjamin Asher  
Innovative Financing/Debt Management  
Officer  
Texas Department of Transportation  
(512) 463-8611  
[Benjamin.Asher@txdot.gov](mailto:Benjamin.Asher@txdot.gov)

**TEXAS ECONOMIC DEVELOPMENT  
AND TOURISM BONDS**

**Statutory/Constitutional Authority:** As the successor Office to the Texas Department of Economic Development, the Economic Development and Tourism Office within the

Office of the Governor (the “Office”) was created by SB 275, 78<sup>th</sup> Legislature and authorizes the Office to issue bonds. In 1989, a constitutional amendment authorizing the issuance of general obligation bonds was approved. Although legislative approval of bond issues is not required, the Office is required to obtain the approval of the Bond Review Board and the Attorney General’s Office prior to issuance and to register its bonds with the Comptroller of Public Accounts.

**Purpose:** Proceeds from the sale of bonds are used to provide financial assistance to export businesses, to promote domestic business development and to provide loans to finance the commercialization of new and improved products and processes.

**Security:** Revenue bonds are obligations of the Office and are payable from funds of the Office. The revenue bonds are not obligations of the state of Texas and neither the state’s full faith and credit nor its taxing power is pledged toward payment of the bonds. The Office is also authorized to issue general obligation debt which is payable from revenues received by the Office. HB 1, 75<sup>th</sup> Legislature, Rider 6, specifically prohibits the use of general revenue for debt service on the general obligation bonds issued by the Office; therefore, any general obligation bonds issued by the Office are required to be self-supporting.

**Dedicated/Project Revenue:** Revenue of the Office, primarily from the repayment of loans and the disposition of debt instruments is pledged to the payment of principal and interest on bonds issued.

**Contact:**

Lee Deviney  
Director of the Economic Development Bank  
Office of the Governor  
(512) 936-0100  
[lee.deviney@governor.state.tx.us](mailto:lee.deviney@governor.state.tx.us)

## **TEXAS MILITARY FACILITIES COMMISSION BONDS**

**Statutory Authority:** The Texas Military Facilities Commission (the “Commission”) was created in 1997 by SB 352, 75<sup>th</sup> Legislature, as the successor agency to the National Guard Armory Board, which was created as a state agency in 1935 (Texas Government Code, Chapter 435) and authorized to issue long-term debt. Legislative approval of bond issues is not required; however, the Commission is required to obtain the approval of the Bond Review Board and the Attorney General’s Office prior to issuance and to register its bonds with the Comptroller of Public Accounts.

In 1991, SB 3, 72<sup>nd</sup> Legislature, authorized the Texas Public Finance Authority (the “Authority”) to issue bonds on behalf of the Texas Military Facilities Commission (Texas Government Code, Section 435.041).

SB 1724, Acts of the 80<sup>th</sup> Legislature (2007) abolished the Commission and transferred all its duties, responsibilities, property and assets to the Adjutant General’s Department. To preserve the pledged revenue stream and meet the state’s obligations under the bonds, the Commission’s title to facilities, the rental and other income of which is pledged to the bonds, was transferred to the Texas Public Finance Authority effective September 1, 2007. The Authority will continue leasing the facilities to the Adjutant General’s Department, which is obligated to continue making rental payments until the bonds are retired after which the Authority will transfer title to the facilities to the Adjutant General.

**Purpose:** Proceeds from the sale of bonds are used to acquire land, to construct, remodel, repair or equip buildings for the Texas National Guard.

**Security:** Any bonds issued are obligations of the Authority and are payable from “rents, issues, and profits” of the facilities leased to

the Adjutant General's Department. The bonds are not general obligations of the state of Texas and neither the state's full faith and credit nor its taxing power is pledged toward payment of the bonds.

**Dedicated/Project Revenue:** The rent payments used to retire the bonds are paid by the Adjutant General's Department primarily with general revenue funds appropriated by the legislature. Independent project revenue, in the form of other income from properties owned by the Adjutant General's Department is also used to pay a small portion of debt service.

**Contacts:**

Pamela Darden  
Chief Fiscal Officer  
Adjutant General's Department  
(512) 782-5688  
[pamela.a.darden@us.army.mil](mailto:pamela.a.darden@us.army.mil)

Robert Coalter  
Executive Director  
Texas Public Finance Authority  
(512) 463-5544  
[robert.coalter@tpfa.state.tx.us](mailto:robert.coalter@tpfa.state.tx.us)

**TEXAS PARKS AND WILDLIFE  
DEPARTMENT BONDS**

**Statutory/Constitutional Authority:** Article III, Section 49-c, of the Texas Constitution, adopted in 1967, authorized the Texas Parks and Wildlife Department (the "Department") to issue general obligation bonds to acquire and develop state parks. In 1991, SB 3, 72<sup>nd</sup> Legislature, authorized the Texas Public Finance Authority (the "Authority") to issue bonds on behalf of the Department. In 1997, HB 3189, 75<sup>th</sup> Legislature, codified in the Texas Parks and Wildlife Code, Section 13.0045, authorized the Authority to issue revenue bonds or other revenue obligations not to exceed \$60.0 million in the aggregate on behalf of the Department for construction and renovation projects for parks and wildlife facilities.

**Purpose:** Proceeds from the sale of general obligation bonds are used to purchase and develop state park lands. Proceeds from the sale of revenue bonds are used to finance the repair, renovation, improvement and equipping of parks and wildlife facilities.

**Security:** General obligation debt issued on behalf of the Department is payable from revenues and income of the Department. In the event that such income is insufficient to repay the debt, the first monies coming into the Comptroller of Public Accounts - Treasury Operations, not otherwise dedicated by the Constitution, are pledged to pay debt service on the bonds.

Revenue obligations issued on behalf of the Department are to be repaid from rent payments made by the Department to the Authority. The Department may receive legislative appropriations of general revenue for its required rental payments.

**Dedicated/Project Revenue:** Debt service on general obligation park development bonds is payable from entrance fees to state parks. Additionally, sporting goods sales tax revenue may also be used to pay debt service on general obligation park development bonds.

The Department's lease obligations to the Authority for revenue bonds are repaid from the Department's general revenue appropriation for lease payments.

**Contacts:**

Rich McMonagle  
Director of Infrastructure  
Texas Parks and Wildlife Department  
(512) 389-4741  
[rich.mcmonagle@tpwd.state.tx.us](mailto:rich.mcmonagle@tpwd.state.tx.us)

Robert Coalter  
Executive Director  
Texas Public Finance Authority  
(512) 463-5544

## **TEXAS PUBLIC FINANCE AUTHORITY BONDS**

**Statutory/Constitutional Authority:** The Texas Public Finance Authority (the “Authority”) is authorized to issue both revenue and general obligation bonds.

The Authority was initially created by the legislature in 1983, by Texas Revised Civil Statutes Ann., Article 601d (now Chapter 1232, Texas Government Code) and was authorized to issue revenue bonds to finance state office buildings.

Article III, Section 49-h, of the Texas Constitution, adopted in 1987, authorized the Authority to issue general obligation bonds for correctional and mental health facilities.

In 1989, the Authority was authorized to establish a Master Lease Purchase Program. This program was created to finance the purchase of equipment on behalf of various state agencies at tax-exempt interest rates.

In 1991, the Authority was given the responsibility of issuing revenue bonds for the Texas Workers’ Compensation Fund under Subchapter G, Chapter 5, of the Texas Insurance Code.

The 73<sup>rd</sup> Legislature authorized the Authority, effective January 1, 1992, to issue bonds on behalf of the Texas Military Facilities Commission, Texas National Research Laboratory Commission, Texas Parks and Wildlife Department and the Texas State Technical College. In 1993, the Authority was authorized to issue bonds or other obligations to finance alternative fuels equipment and infrastructure projects for state agencies, institutions of higher education and political subdivisions.

The 74<sup>th</sup> Legislature authorized the Authority to issue building revenue bonds on behalf of the Texas Department of State Health

Services (formerly the Texas Department of Health) for financing a Public Health Laboratory in Travis County and to issue general obligation bonds on behalf of the Texas Juvenile Probation Commission.

The 75<sup>th</sup> Legislature authorized the Authority to issue bonds on behalf of the Texas Low-Level Radioactive Waste Disposal Authority (see Texas Commission on Environmental Quality), Midwestern State University, Texas Southern University and Stephen F. Austin State University. Other legislation passed by the 75<sup>th</sup> Legislature authorized the Authority to issue revenue bonds on behalf of the Texas Health and Human Services Commission and the Texas Parks and Wildlife Department. The legislature also authorized the Authority to issue bonds to finance the Texas State History Museum on behalf of the State Preservation Board.

The 76<sup>th</sup> Legislature authorized revenue obligations to finance automated information systems for the Texas Department of Human Services’ electronic benefits transfer (EBT) and integrated eligibility (TIERS) programs.

In 2001, constitutional amendments were adopted authorizing the issuance of: (1) up to \$850 million of general obligation bonds to finance construction, renovation and equipment acquisitions for thirteen state agencies (Texas Constitution, Article III, Section 50-f); and (2) up to \$175 million of general obligation bonds to finance assistance to border counties for roadways in colonias (Texas Constitution, Article III, Section 49-l). Additionally, the 77<sup>th</sup> Legislature authorized the Authority to issue bonds to finance nursing home liability insurance and to establish a corporation to issue bonds for charter schools. Bonds issued for charter schools do not constitute state debt.

In 2003, the 78<sup>th</sup> Legislature authorized the Authority to issue revenue bonds on behalf of the Texas Workforce Commission to fund the

unemployment compensation program. (See the Texas Labor Code, Chapter 203, Subchapter F.) The 78<sup>th</sup> Legislature also authorized: (1) the Authority's issuance of general obligation bonds to finance assistance to local governments for economic development projects to enhance the military value of military facilities. Texas voters approved SJR 55 on September 13, 2003 and amended the Texas Constitution, Article III, Section 49-n and Texas Government Code, Chapter 436; and (2) the Authority's issuance of up to \$75 million of revenue bonds to fund the FAIR Plan which provides residential property insurance of last resort.

The 79<sup>th</sup> Legislature authorized the Authority to issue revenue bonds to finance building improvements for the Texas Department of Transportation and to refinance certain of the Texas Building and Procurement Commission's lease-purchase agreements (now the Texas Facilities Commission).

The 80<sup>th</sup> Legislature authorized the Authority to issue \$3.00 billion of general obligation debt to finance cancer research (Texas Constitution, Article III, Section 67) and \$1.00 billion to finance capital projects for certain state agencies (Texas Constitution, Article III Section 50-g).

In 2011, the Sunset Advisory Commission conducted a review of the Authority pursuant to the Texas Government Code Chapter 325. HB 2251, 82<sup>nd</sup> Legislature, Regular Session (2011) became effective June 17, 2011 authorizing the continuation of the Authority for another twelve years. The legislation also authorized Stephen F. Austin State University to issue debt on its own (under prior law the Authority was the exclusive issuer of debt for that university) and authorized Texas State Technical College System and other general academic teaching institutions to contract with the Authority to issue or refund debt on their behalf.

The Authority is required to obtain the approval of the Bond Review Board and the Attorney General's Office prior to issuance and to register its bonds with the Comptroller of Public Accounts.

**Purpose:** Proceeds from the sale of general obligation bonds issued under Article III, Section 49-h are used to finance the cost of constructing, acquiring and/or renovating prison facilities, youth correction facilities and mental health/mental retardation facilities. Proceeds of obligations issued under Article III, Section 50-f are used for state agency renovation, construction and equipment acquisition projects. Proceeds of obligations issued under Article III, Section 49-l are used to provide assistance to border counties for colonia roadway projects. Proceeds from the sale of general obligation bonds issued under Article III, Section 67 are used to finance grants for cancer research and the operation of the Cancer Prevention and Research Institute of Texas. Proceeds from the sale of building revenue bonds are used to purchase, construct, renovate and maintain state buildings. Proceeds of bonds issued under Article III, Section 49-n are used to fund the Texas Military Value Revolving Loan Fund to make loans to certain defense communities for improved military value or economic development projects. Proceeds from the sale of bonds for the Workers' Compensation Fund were used to fund the Workers' Compensation Insurance Fund. Proceeds from the issuance of commercial paper under the Master Lease Purchase Program are used to finance equipment purchases of state agencies. For a description of the use of funds for bonds issued on behalf of the Texas Military Facilities Commission, the Texas Parks and Wildlife Department and the Texas state colleges and universities that are clients of the Authority, see the applicable sections in this appendix. Proceeds of bonds issued on behalf of the Texas National Research Laboratory Commission were used to finance costs of the Superconducting Super Collider;

however, the project was canceled in 1995. The revenue bonds issued for the project were defeased in 1995 and the general obligation bonds were economically defeased in November 1999.

**Security:** Issued building revenue bonds are obligations of the Authority and are payable from “rents, issues, and profits” resulting from leasing projects to the state. These sources of revenue come primarily from legislative appropriations. The general obligation bonds pledge the first monies not otherwise appropriated by the Constitution that come into the state treasury each fiscal year to pay debt service on the bonds. Revenue debt issued for the Unemployment Compensation Insurance Fund was secured by a special obligation assessment imposed on Texas employers by the Texas Workforce Commission. Revenue bonds issued for the Master Lease Purchase Program are secured by lease payments from state agencies which come from state appropriations.

**Dedicated/Project Revenue:** Debt service on all general obligation bonds, except the park development bonds and military value revolving program bonds is payable solely from the state’s General Revenue Fund. Debt service on the general obligation bonds for park development is paid first from department revenues as described in the applicable section of this appendix. Debt service in the form of loan repayments is paid by participating defense communities to the Military Preparedness Commission to pay debt on the outstanding bonds. Debt service on the revenue bonds is payable from lease payments which are primarily general revenue funds appropriated to the respective agencies and institutions by the legislature. The legislature, however, has the option to appropriate lease payments to be used for debt service on the bonds from any other source of funds that is lawfully available. For example, debt service on the bonds issued on behalf of the Texas Department of State

Health Services is appropriated from lab fees collected by the Department. Bonds issued on behalf of the Workers’ Compensation Fund which are fully economically defeased and were paid in full in December 2006, were payable solely from maintenance tax surcharges authorized in Article 5.76 of the Texas Insurance Code. Issued university revenue bonds are repaid from pledged revenue such as tuition and fees. The university bonds are self-supporting and the state’s credit is not pledged.

**Contact:**

Robert Coalter  
Executive Director  
Texas Public Finance Authority  
(512) 463-5544  
[robert.coalter@tpfa.state.tx.us](mailto:robert.coalter@tpfa.state.tx.us)

**TEXAS PUBLIC FINANCE  
AUTHORITY/TEXAS WINDSTORM  
INSURANCE ASSOCIATION BONDS**

**Statutory/Constitutional Authority:** In the event of catastrophe, the Texas Public Finance Authority (the “Authority”) is authorized to issue revenue obligations for the Texas Windstorm Insurance Association (the “Association”) pursuant to Subchapters B-1 and M, Chapter 2210, of the Texas Insurance Code (the “Act”).

The Authority and the Association are required to obtain the approval of the State Insurance Commissioner, the Bond Review Board and the Attorney General’s Office prior to issuance and to register its bonds with the Comptroller of Public Accounts.

**Purpose:** Proceeds from the sale of revenue bonds issued may be used to pay incurred claims and operating expenses of the Association; to pay for the purchase of reinsurance for the Association; to provide a reserve fund; and to pay capitalized interest and principal on the public securities for the period determined necessary by the Association.

**Security:** The bonds are special obligations of the Authority and the Association equally and ratably secured solely by and payable solely from a pledge of and lien on the Pledged Revenues. Pledged Revenues consist of revenues received by the Association from the assessment of the surcharges pursuant to the Authorizing Law, amounts on deposit in the Obligation Revenue Fund and accounts created therein and in the Program Fund and accounts created therein, including all derived investment income.

**Dedicated/Project Revenue:** Debt service on bonds issued by the Association is payable from any one or a combination of the following: premiums and other revenue of the Association, assessments on Association members, and premium surcharges on property insurance policies in the catastrophe area.

**Contact:**

Robert Coalter  
Executive Director  
Texas Public Finance Authority  
(512) 463-5544  
[robert.coalter@tpfa.state.tx.us](mailto:robert.coalter@tpfa.state.tx.us)

**TEXAS PUBLIC FINANCE  
AUTHORITY CHARTER SCHOOL  
FINANCE CORPORATION**

**Statutory/Constitutional Authority:** The Texas Public Finance Authority Charter School Finance Corporation (the “Corporation” or “Issuer”) is a public, non-profit corporation created by the Texas Public Finance Authority (the “Authority” or “Sponsoring Entity”) and exists as an instrumentality of the state pursuant to Texas Education Code, Section 53.351 as amended (the “Act”). The Corporation is required to obtain the approval of the Bond Review Board and the Attorney General’s Office prior to issuance and to register its bonds with the Comptroller of Public Accounts.

**Purpose:** Pursuant to the Act, the Issuer is

authorized to issue revenue bonds and to lend the proceeds thereof to any authorized charter schools for the purpose of aiding such schools in financing or refinancing “educational facilities” (as such term is defined in the Act) and facilities which are incidental, subordinate or related thereto or appropriate in connection therewith.

**Security:** The bonds are special and limited obligations of the Issuer, payable solely from revenues to be derived under the loan agreement, the Issuer Master Notes, and in certain circumstances, out of amounts secured through the exercise of remedies provided in the Indenture, the loan agreement, the deed of trust and the Issuer Master Notes. The bonds are not obligations of the state of Texas or any entity other than the Issuer. The Issuer has no taxing power.

**Dedicated/Project Revenue:** The Issuer issues the bonds and loans the proceeds to the Borrower (an eligible open-enrollment charter school) to finance education facilities of the Borrower. The Borrower’s obligations under the Loan Agreement are expected to be paid primarily from the state general revenue allocation the Borrower receives as a charter school, pursuant to Chapter 12 of the Texas Education Code.

**Contact:**

Robert Coalter  
Executive Director  
Texas Public Finance Authority  
(512) 463-5544  
[robert.coalter@tpfa.state.tx.us](mailto:robert.coalter@tpfa.state.tx.us)

**TEXAS SMALL BUSINESS  
INDUSTRIAL DEVELOPMENT  
CORPORATION BONDS**

**Statutory Authority:** The Texas Small Business Industrial Development Corporation (TSBIDC) was created as a private non-profit corporation in 1983 (Title 83, Article 5190.6, Sections 4-37, Tex. Rev. Civ. Stat. Ann. as codified in the Local Government Code,

Chapter 503) pursuant to the Development Corporation Act of 1979 and was authorized to issue revenue bonds. The authority of TSBIDC to issue bonds was repealed by the legislature, effective September 1, 1987.

**Purpose:** Proceeds from the sale of the TSBIDC bonds are used to provide financing to state and local governments and to businesses and non-profit corporations for the purchase of land, facilities and equipment for economic development.

**Security:** The bonds are obligations of the Corporation. The Corporation's bonds are not an obligation of the state of Texas or any political subdivision of the state, and neither the state's full faith and credit nor its taxing power is pledged toward payment of Corporation bonds.

**Dedicated/Project Revenue:** Debt service on bonds issued by the TSBIDC is payable from the repayment of loans made from bond proceeds and investment earnings on bond proceeds.

**Contact:**

Lee Deviney  
Director of the Economic Development Bank  
Office of the Governor  
(512) 936-0100  
[lee.deviney@governor.state.tx.us](mailto:lee.deviney@governor.state.tx.us)

**TEXAS STATE AFFORDABLE  
HOUSING CORPORATION**

**Statutory Authority:** Chapter 2306, Subchapter Y of the Texas Government Code, authorizes the Texas State Affordable Housing Corporation (the "Corporation") to issue bonds. In accordance with the Texas Government Code, as amended, the Corporation is authorized to issue statewide 501(c)(3) bonds, qualified residential rental project bonds, and qualified mortgage revenue bonds under Section 2306.555. The 77<sup>th</sup> Legislature established the Professional Educators Home Loan Program under Section 2306.562. The

78<sup>th</sup> Legislature authorized the Fire Fighter, Law Enforcement or Security Officer, and Emergency Medical Services Personnel Home Loan Program under Section 2306.5621.

The Corporation is required to obtain the approval of the Bond Review Board and the Attorney General's Office prior to issuance and to register its bonds with the Comptroller of Public Accounts.

**Purpose:** The Corporation's primary public purpose is to facilitate the provision of housing and the making of affordable loans to individuals and families of low, very low and extremely low income for eligible participants under its programs. The Corporation is required to perform such activities and services that will promote and facilitate the public health, safety and welfare through the provision of adequate, safe and sanitary housing for individuals and families of low, very low and extremely low income.

**Security:** Any bonds issued are payable solely from the revenues and funds pledged for the payment thereof. The Corporation's bonds are not obligations of the state of Texas, and neither the state's full faith and credit nor its taxing power is pledged toward the payment of the Corporation's bonds.

**Dedicated/Project Revenue:** Revenue received by the Corporation from the repayment of loans and investment of bond proceeds is pledged to the payment of principal and interest on the bonds issued.

**Contact:**

David Long  
President  
Texas State Affordable Housing Corporation  
(512) 477-3555  
[dlong@tsahc.org](mailto:dlong@tsahc.org)

## **TEXAS WATER DEVELOPMENT BONDS**

**Statutory/Constitutional Authority:** The Texas Water Development Board (the “Board”) is authorized to issue both revenue and general obligation bonds.

**General Obligation:** The Board issues self-supporting general obligation bonds for the Development Fund and Rural Water Assistance Programs. The Board may issue not self-supporting general obligation bonds for the State Participation (SP), Water Infrastructure Fund (WIF), Economically Distressed Areas Program (EDAP) and the Agricultural Water Conservation Loan Program.

**General Obligation Authority:** Article III, Sections 49-c, 49-d, 49-d-1, 49-d-2, 49-d-4, 49-d-6, 49-d-7, 49-d-8, 49-d-9, 49-d-10, 49-d-11 and 50-d of the Texas Constitution, initially adopted in 1957 contain the authorization for the issuance of general obligation bonds by the Board.

The 71<sup>st</sup> Legislature (1989) passed comprehensive legislation that established the EDAP. Article III, Section 49-d-7(b), provides for subsidized loans and grants from the proceeds of bonds authorized by this section. The 80<sup>th</sup> Legislature authorized an additional \$250 million in general obligation bonds for the EDAP detailed in Article III, Section 49-d-10.

**General Obligation Approval:** Legislative appropriation and voter approval are required for the issuance of general obligation debt. Legislative appropriation is also required for not self-supporting debt while no further legislative action is required for self-supporting debt. The Board is required to obtain the approval of the Bond Review Board and the Attorney General’s Office prior to issuance and to register its bonds with the Comptroller of Public Accounts.

**General Obligation Purpose:** Proceeds

from the sale of the general obligation bonds are used to make loans (and grants under the EDAP) to political subdivisions of Texas for the performance of various projects related to water conservation, transportation, storage and treatment.

**General Obligation Security:** The general obligation bonds are secured by program revenues and the first monies coming into the Comptroller of Public Accounts - Treasury Operations not otherwise dedicated by the Constitution. The Development Fund Program is designed to be self-supporting. No general revenue draw has been made on these programs since 1980.

The EDAP is anticipated to have general revenue draws. The WIF and SP Programs include certain series that are self-supporting and others that are not self-supporting. The not self-supporting series are anticipated to have general revenue draws.

**Revenue Debt Authority:** The Texas Water Resources Fund, administered by the Board was created in 1987 by the 70<sup>th</sup> Legislature (Texas Water Code, Section 17.853), to issue revenue bonds that facilitate the conservation of water resources.

**Revenue Debt Approval:** Further legislative approval of specific bond issues is not required; however, the Board is required to obtain the approval of the Bond Review Board and the Attorney General’s Office prior to issuance and to register its bonds with the Comptroller of Public Accounts.

**Revenue Debt Purpose:** Proceeds from the sale of revenue bonds are used to provide funds to the State Water Pollution Control Revolving Fund or any other state revolving fund, and to provide financial assistance to local government jurisdictions through the acquisition of their obligations.

**Revenue Debt Security:** Any revenue bonds issued are obligations of the Board and are payable solely from the income of the program including the repayment of loans to political subdivisions. Principal and interest payments on the loans to political subdivisions for projects are pledged to pay debt service on the revenue debt issued by the Board.

**Contact:**

Piper Montemayor  
Debt & Portfolio Management Director  
Texas Water Development Board  
(512) 475-2117  
[piper.montemayor@twdb.state.tx.us](mailto:piper.montemayor@twdb.state.tx.us)

**TEXAS WATER RESOURCES  
FINANCE AUTHORITY BONDS**

**Statutory Authority:** The Texas Water Resources Finance Authority (the “Authority”) was created in 1987 (Texas Water Code, Chapter 20) and given the authority to issue revenue bonds. The Authority is required to obtain the approval of the Bond Review Board and the Attorney General’s Office prior to issuance and to register its bonds with the Comptroller of Public Accounts.

**Purpose:** Proceeds from the sale of bonds are used to finance the acquisition of the bonds of local government jurisdictions including local jurisdiction bonds that are owned by the Texas Water Development Board.

**Security:** Issued bonds are obligations of the Authority and are payable from funds of the Authority. The Authority’s bonds are not an obligation of the state of Texas, and neither the state’s full faith and credit nor its taxing power is pledged toward payment of Authority bonds.

**Dedicated/Project Revenue:** Revenue from the payment of principal and interest on local jurisdiction bonds acquired is pledged to the payment of principal and interest on bonds

issued.

**Contact:**

Piper Montemayor  
Debt & Portfolio Management Director  
Texas Water Development Board  
(512) 475-2117  
[piper.montemayor@twdb.state.tx.us](mailto:piper.montemayor@twdb.state.tx.us)

**VETERANS’ LAND AND HOUSING  
ASSISTANCE BONDS**

**Statutory/Constitutional Authority:** Article III, Section 49-b, of the Texas Constitution, initially adopted in 1946, authorized the issuance of general obligation bonds to finance the Veterans Land Program. Article III, Section 49-b-1, of the Texas Constitution, adopted in 1983, authorized additional land bonds and created the Veterans’ Housing Assistance Program and established the Veterans’ Housing Assistance Fund within the program. Article III, Section 49-b-2, of the Texas Constitution, adopted in 1993, authorized additional land bonds and the issuance of general obligation bonds to finance the Veterans’ Housing Assistance Program, Fund II. Article III, Section 49-b, amended in 2001 and 2003, also authorizes the Veterans Land Board to use assets from the Veterans’ Land Fund, the Veterans’ Housing Assistance Fund or the Veterans’ Housing Assistance Fund II in connection with veterans’ cemeteries and veterans’ long-term care facilities. Chapter 164 of the Texas Natural Resources Code authorized the Veterans Land Board to issue revenue bonds for its programs including the financing of veterans’ long-term care facilities.

**Purpose:** Proceeds from the sale of the general obligation bonds are loaned to eligible Texas veterans for the purchase of land, housing and home improvements. Proceeds from the sale of revenue bonds are used to make land loans to veterans, to make home mortgage loans to veterans or to provide for veterans’ skilled nursing-care homes. Additionally, funds are used to provide

cemeteries for veterans.

**Security:** The general obligation bonds pledge the first monies coming into the Comptroller of Public Accounts - Treasury Operations not otherwise dedicated by the Constitution in addition to program revenues. The revenue bonds issued under Chapter 164 are special obligations of the Board and are payable only from and secured by the revenue and assets pledged to secure payment of the bonds under the Texas Constitution and Chapter 164. The revenue bonds do not create or constitute a pledge, gift, or loan of the full faith, credit or taxing authority of the state.

**Dedicated/Project Revenue:** Debt service on the general obligation bonds is payable from principal and interest payments on the underlying loans to veterans. Debt service for the revenue bonds is paid from all available revenue from the projects financed which is pledged as security for the bonds. The programs are designed to be self-supporting and have never had to rely on the General Revenue Fund.

**Contact:**

Rusty Martin  
Deputy Commissioner of Funds Management  
Texas Veterans Land Board  
(512) 463-5120  
[rusty.martin@glo.state.tx.us](mailto:rusty.martin@glo.state.tx.us)

## Appendix F

### The Private Activity Bond Program

Since the passage of the Tax Reform Act of 1986 (the "Tax Act"), federal law has limited the use of tax-exempt financing for private activities. Tax-exempt private activity bonds may be used to finance certain privately-owned projects that serve a public purpose and meet the following tests: 1) Private Business Use Test - more than 10 percent of the proceeds are to be used for any private business use; 2) Private Security or Payment Test - payment on principal or interest of more than 10 percent of the proceeds is to be directly or indirectly secured by, or payments are to be derived from a private business use; and 3) Private Loan Financing Test - proceeds are to be used to make or finance loans to persons other than governmental units.

The Tax Act authorizes the issuance of six types (subceilings) of private activity bond issues: 1) Single-Family housing projects (permitted to issue qualified mortgage revenue bonds (MRB) or mortgage credit certificates (MCC); 2) Certain state-voted bond issues; 3) Qualified small-issue industrial development bonds (IDBs) or enterprise zone bonds (EZBs); 4) Multifamily residential rental projects; 5) Student loan bonds; and 6) All other issues that include a variety of exempt facilities such as sewage facilities, solid waste disposal facilities and hazardous waste disposal facilities. In recent years a widening variety of projects have been permitted to utilize tax-exempt private activity bonds including non-governmental airports, high-speed intercity rail facilities, environmental enhancements to hydroelectric generating facilities and qualified public educational facilities.

In addition, the Tax Act imposes a volume ceiling (or cap) on the aggregate principal amount of tax-exempt private activity bonds that may be issued within each state during any calendar year. As described below, the current volume cap is the greater of \$95 per capita or \$225.0 million. Section 146(e) of the

Internal Revenue Code also provides for each state to devise an allocation formula or a process for allocating the state's volume cap. This provision gives each state the ability to allocate this limited resource in a manner consistent with its own specific needs.

Chapter 1372 of the Texas Government Code mandates the allocation process for the state of Texas. The Private Activity Bond Allocation Program (PAB or Program) regulates the volume cap and monitors the amount of demand and use of private activity bonds each year. The BRB has administered this program since January 1, 1992.

The federal government determines the state's private activity ceiling, but historically the demand for financing for qualified private activities outstrips the supply of available volume cap. In an effort to address the excess demand over supply for most types of private activity bond financing, the BRB devised a lottery system that ensures an equal allocation opportunity for each eligible project type.

With the exception of single-family housing and student loan bonds, reservations of state ceilings are allocated by lottery for applications received from October 5 through October 20 of the preceding program year, and thereafter on a first-come, first-served basis. Single-family housing and student loan bonds have a separate priority system based on prior applications and prior bond issues. This system is used exclusively within these two subceilings and is in place from January through August 14<sup>th</sup> of each year. On August 15<sup>th</sup> (the collapse date) all unreserved allocation from all the subceilings are combined and redistributed by lottery number or on a first-come, first-served basis if all applicants from the lottery have received a reservation.

## Appendix G

### Glossary

**Allocation** – The amount of private activity bond authority from the state ceiling assigned to a bond issuer that is using the issuance proceeds for a private activity that qualifies for exemption from federal income tax under the IRS Code.

**Allotment** – Amount of securities distributed to each member of the underwriting syndicate to fill orders.

**Advance Refunding** – A refunding in which the refunded issue remains outstanding for a period of more than 90 days after the issuance of the refunding issue.

**Authorized but unissued** – Debt that has been authorized for a specific purpose by the voters and/or the legislature but has not yet been issued. Authorized but unissued debt can be issued without the need for further legislative action.

**Bond** – Debt instrument in which an investor loans money to the issuer that specifies: when the loan is due (“term” or “maturity” such as 20 years), the interest rate the borrower will pay (such as 5%), when the payments will be made (such as monthly, semi-annually, annually) and the revenue source pledged to make the payments.

**Bond Counsel** – Attorney retained by the issuer to give a legal opinion that the issuer is authorized to issue the proposed securities, the legal requirements necessary for issuance have been met and the proposed securities will be exempt from federal income taxation and state and local taxation where applicable.

**Bond Insurance** – A legal commitment by an insurance company to make timely payments of principal and interest in the event that the issuer of the debt is unable to make the payments.

**Capital Appreciation Bonds (CAB)** – A municipal term security sold at a discount in which the yield, or accretion, is reinvested at a stated rate until maturity at which time the investor receives a total payment of both principal and interest. Accreted values for capital appreciation bonds are calculated as interest in the year of maturity so that only the initial principal amount is counted against a municipal issuer’s debt limit.

**Carryforward** – A private activity bond term for the three types of state ceiling that can be carried over for use by an issuer in the subsequent three years. The three types are:

- 1) Traditional Carryforward - The amount of the state ceiling not reserved before December 15 and any amount previously reserved that becomes available on or after that date because of a reservation cancellation.
- 2) Non-Traditional Carryforward - The amount of state ceiling reserved by an issuer for a specific purpose and for which the closing date extends beyond the year in which the reservation was granted.
- 3) Unencumbered Carryforward - The amount of state ceiling at the end of the year that is not reserved, nor designated as carryforward, and for which no application for carryforward is pending.

**Certificate of Obligation** – A bond issued by a city, county or certain hospital districts without the approval of voters to finance public projects. Although voter approval is not required the sale can be stopped if 5 percent of the total voters in the taxing area sign a petition and submit it prior to approval of the ordinance to sell such certificates.

**Certificate of Participation** – Financing in which an individual buys a share of the lease revenues of an agreement made by a municipal or governmental entity, rather than the bond being secured by those revenues.

**Commercial Paper** – Short-term, unsecured promissory notes that mature within 270 days and are backed by a liquidity provider (usually a bank) that stands by to provide liquidity in the event the notes are not remarketed or redeemed at maturity.

**Competitive Sale** – A sale in which the issuer solicits bids from underwriting firms and sells the securities to the underwriter or syndicate offering the most favorable bid that meets the specifications of the notice of sale.

**Component Unit (CU)** – A legally separate entity for which the elected officials of the primary government (PG) are financially accountable. The nature and significance of the CUs relationship with the PG is such that exclusion from the PG's financial reports would be misleading or create incomplete financial statements.

**Conduit Issuer** – An issuer, usually a government agency, that issues municipal securities to finance revenue-generating projects in which the funds generated are used by a third party (known as the "conduit borrower" or "obligor") for debt-service payments.

**Costs of Issuance** – The expenses associated with the sale of a new issue of municipal securities including printing, legal fees, rating agency fees and other fees associated with the transaction.

**Coupon** – The interest rate paid on a security.

**Counterparty Risk** – The risk to each party in a swap contract that the counterparty will not fulfill its contractual obligations.

**Current Interest Bonds** – A bond in which interest payments are made on a periodic basis as opposed to a bond such as a CAB that pays interest only at maturity.

**Current Refunding** – A refunding transaction in which the municipal securities being refunded will mature or be redeemed within 90 days or less from the date of issuance of the refunding issue.

**CUSIP** – A unique nine-character identification for each class of security approved for trading in the U.S. CUSIPs are used to facilitate clearing and settlement for market trades.

**Dealer Fee** – Cost of underwriting, trading or selling securities.

**Derivative** - A financial instrument whose value is based on one or more underlying assets. An example is a swap contract between two counterparties that specifies conditions (especially the dates, underlying variables and notional amounts) under which payments are to be made between the parties.

**Disclosure** – The act of releasing accurately and completely all material information to investors and the securities markets for outstanding or to be issued securities.

**Discount** – The amount by which the price paid for a security is less than its par value.

**Escrow** – Fund established to hold monies or securities pledged to pay debt service.

**Escrow Agent** – Commercial bank or trust company retained to hold the investments purchased with the proceeds of an advance refunding and to use the invested funds to pay debt service on the refunded debt.

**Financial Advisor** – A securities firm that assists an issuer on matters pertaining to a proposed issue such as structuring, timing, marketing, fairness of pricing, terms and debt ratings.

**General Obligation Debt** – Debt legally secured by a constitutional pledge of the first monies coming into the State Treasury not otherwise constitutionally dedicated for another purpose. General obligation debt must be approved by a 2/3 vote of both houses of the Texas Legislature and by a majority of the voters.

**Indenture** – Deed or contract which may be in the form of a resolution that sets forth the legal obligations between the issuer and the securities holders. The indenture also names the trustee that represents the interests of the securities holders.

**Issuer** – A legal entity that sells securities for the purpose of financing its operations. Issuers are legally responsible for the obligations of the issue and for reporting financial conditions, material developments and any other operational activities.

**Lease Purchase** – Financing the purchase of an asset over time through lease payments that include principal and interest. Lease purchases can be financed through a private vendor or through one of the state's pool programs such as the Texas Public Finance Authority's Master Lease Purchase Program.

**Letter of Credit** – A credit enhancement used by an issuer to secure a higher rating for its securities. A Letter of Credit is usually a contractual agreement between a major financial institution and the issuer consisting of an unconditional pledge of the institution's credit to make debt-service payments in the event of a default.

**Liquidity** – The relative ability of a security to be readily traded or converted into cash without substantial transaction costs or loss in value.

**Liquidity Provider** – A financial institution that facilitates the trading of a security by insuring that it will be purchased if tendered to the issuer or its agent because it cannot be immediately remarketed to new investors.

**Management Fee** – Component of the underwriting spread that compensates the underwriters for assistance in creating and implementing the financing.

**Maturity Date** – The date principal is due and payable to the security holder.

**Mortgage Credit Certificate** – A certificate issued by certain state or local governments that allows a taxpayer to claim a tax credit for some portion of the mortgage interest paid during a given tax year.

**Municipal Bond** – A debt security issued to finance projects for a state, municipality or county. Municipal securities are exempt from federal taxes and from most state and local taxes.

**Negotiated Sale** – A sale in which an issuer selects an underwriting firm or syndicate to assist with the issuance process. At the time of sale, the issuer negotiates a purchase price for its securities with that underwriting firm or syndicate.

**Not Self-Supporting Debt** – Either general obligation or revenue debt intended to be repaid with state general revenues.

**Notice of Sale** – Publication by an issuer describing the terms of sale of an anticipated new offering of municipal securities.

**Official Statement** – The document published by the issuer which provides complete and accurate material information to investors on a new issue of municipal securities including the purposes of the issue, repayment provisions and the financial, economic and social characteristics of the issuing government.

**Par** – The face value of a security that is due at maturity. A “par bond” is a bond selling at its face value.

**Paying Agent** – The entity responsible for processing debt-service payments from the issuer to the security holders.

**Premium** – The amount by which the price paid for a security exceeds par value.

**Printer** – produces the official statement, notice of sale and any bonds required to be transferred between the issuer and purchasers of the bonds.

**Private Placement** – A securities sale in which an issuer sells its securities directly to investors through a placement agent without a public offering.

**Rating Agency** – An entity that provides publicly available ratings of the credit quality of securities issuers, measuring the probability of the timely repayment of principal and interest on municipal securities.

**Refunding Bond** – Bonds issued to retire or defease all or a portion of outstanding bonds.

**Registrar** – An entity responsible for maintaining ownership records on behalf of the issuer.

**Remarketing Fee** – Compensation to an agent for remarketing a secondary offering of short-term securities, usually for a mandatory or optional redemption or put (return of the security to the issuer).

**Reservation** – The notice given by the BRB to a private activity bond issuer reserving a specific amount of the state ceiling for a specific issue of bonds for 120 to 180 days, depending on the type of bond issuance.

**Revenue Debt** – Debt that is legally secured by a specified revenue source(s). Revenue debt does not require voter approval and usually has a maturity based on the life of the project to be financed.

**Self-Supporting Debt** – Debt that is designed to be repaid with revenues other than state general revenues. Self-supporting debt can be either general obligation debt or revenue debt.

**Selling Group** – Group of municipal securities brokers and dealers that assist in the distribution of a new issue of securities.

**Serial Bond** – A bond issue in which a portion of the outstanding bonds matures at regular intervals until all of the bonds have matured.

**Spread Expenses** – Component of the underwriting spread representing the costs of operating the syndicate such as financial advisors, legal counsel, travel, printing, day loans, wire fees and other associated fees.

**State ceiling** – The amount of the authority granted to a state under the IRS Code to issue tax-exempt private activity bonds during a calendar year.

**Structuring Fee** – Component of the underwriting spread that compensates the underwriters for assistance with developing a marketable securities offering within the issuer's legal and financial constraints.

**Swap** – A derivative in which counterparties exchange cash flows of one party's financial instrument for those of the other party's financial instrument.

**Syndicate** – Group of underwriters formed to purchase a new issue of securities from the issuer and offer it for resale to investors.

**Takedown** – The discount that the members of the syndicate receive when they purchase the securities from the issuer. Takedown is also known as the selling concession.

**Tax and Revenue Anticipation Notes (TRAN)** – Short-term loans that the state uses to address a cash flow problem created when expenditures must be incurred before tax revenues are received.

**Term Bond** – A bond issue in which all or a large part of the issue comes due in a single maturity, typically more than one year after the final maturity of the serial bonds. Term bond issuers make periodic payments into a sinking fund for mandatory redemption of term bonds before maturity or for payment at maturity.

**Trustee** – Bank or trust company designated by the issuer or borrower under the indenture or resolution as the custodian of funds. The trustee represents the interests of the security holders including making debt-service payments.

**Underwriter** – An investment banking firm that purchases securities directly from the issuer and resells them to investors.

**Underwriting Spread** – Amount representing the difference between the price at which securities are bought from the issuer by the underwriter and the price at which they are reoffered to the investor. The underwriting spread generally includes the takedown, management fee, expenses and underwriting fee.

**Underwriting Risk Fee** – A portion of the underwriting spread designed to compensate the underwriter for the risk associated with market shifts and interest rate fluctuations.

**Underwriter's Counsel** – Attorney who prepares or reviews the issuer's offering documents on behalf of the underwriter and prepares documentation for the underwriting agreement and the agreement among underwriters.

**Underwriter's Risk** – The underwriter's risk of resale.

**Variable Rate** – An interest rate that fluctuates based on market conditions or a predetermined index or formula. (Fixed rates do not change during the life of the obligation.)

**Yield** – The investor's rate of return.



The Texas Bond Review Board is an equal opportunity employer and does not discriminate on the basis of race, color, religion, sex, national origin, age or disability in employment, or in the provision of services, programs or activities.

In compliance with the Americans with Disabilities Act, this document may be requested in alternative formats by contacting or visiting the agency.

**TEXAS BOND REVIEW BOARD**

**300 West 15<sup>th</sup> Street – Suite 409**

**P.O. Box 13292**

**Austin, TX 78711-3292**

**512-463-1741**

**<http://www.brb.state.tx.us>**